



The Center for Public Opinion

Iranians Continue to Back Compromise, Better Relations with US and West, but Opposition to Developing Nuclear Weapons Drops; Support for Government Economic Policies Increases.

Iranians Do Not Support Choices Offered in Parliamentary Elections.

Results of a New Nationwide Public Opinion Survey of Iran

Location:

5335 Wisconsin Ave. N.W. Suite 440, Washington, DC 20015

Mailing:

P.O. Box 5704 • Washington, DC 20016

P (202) 274-1800 • F (202) 274-1821

www.TerrorFreeTomorrow.org

Table of Contents

Executive Summary.....	Page 3
Charts on Selected Key Findings.....	Page 7
Background on Terror Free Tomorrow and D3.....	Page 19
Methodology	Page 25
Complete Survey Results (Full Topline Questions/ Answers).....	Page 30
Demographics.....	Page 59

Executive Summary:

In a new public opinion poll across Iran before the upcoming March 14th national elections, Iranians do not support the ballot choices offered to them.

Iranians also continue to overwhelmingly favor better relations with the United States and would like to directly elect their Supreme Leader in a free vote. Yet, over the past six months, dissatisfaction with President Ahmadinejad's economic policies has decreased, while opposition to Iran developing nuclear weapons has also dropped.

These are among the many findings of a new nationwide public opinion survey of Iran conducted by Terror Free Tomorrow: The Center for Public Opinion ("TFT") and D3 Systems ("D3"). The survey was conducted by telephone from February 15th to 24th, 2008, with 1,001 interviews proportionally distributed covering all 30 provinces of Iran. This survey follows an earlier poll also conducted by TFT and D3 in June 2007, which was the first to ask similar controversial questions since September 2002.

Iranians Do Not Support Any of the Choices in the Elections

In the Parliamentary elections, no group has the clear backing of Iranians. Only 8 percent said they would vote for the Conservatives. 22 percent said they would vote for the Reformists.

But the most popular choice is not on the ballot. A third of Iranians said they would vote for "Neither" the Conservatives nor the Reformists. (26 said they "Don't Know.")

Iranians are simply not inspired by any of the candidates.

Iranians also reject the government's decision to exclude many Reformist candidates from contesting the elections. 68 percent think that all Reformist candidates should be allowed to run for Parliament in the March 14th elections. Only 10 percent agreed with the regime's decision to bar some Reformist candidates from running in the upcoming elections.

Iranians by Large Margins Favor More Democratic System

In another indication of the Iranian public's strong support for a more open and fully democratic system of government, 86 percent said that they support a political system for governing Iran where the Supreme Leader, along with all leaders, can be chosen and replaced by a free and direct vote of the people.

The power and role of the Supreme Leader is at the core of the Islamic Republic because it is the Supreme Leader, Ayatollah Ali Khamenei, and not President Ahmadinejad, who exercises ultimate authority. Yet the survey found that almost

nine in ten want the most powerful official in Iran to be held accountable to the voters.

Only 9 percent said that they would oppose a government where the Supreme Leader is chosen by popular election.

Indeed, apart from the economy, the most important long-term goals Iranians have for their government are ensuring free elections and a free press.

Iranians Favor Compromise on the Nuclear Issue but Opposition to Nuclear Weapons Drops

70 percent of Iranians also favor Iran providing full inspections and a guarantee not to develop or possess nuclear weapons in return for outside aid and investment.

A majority of Iranians (52 percent), however, favor the development of nuclear weapons. And while less than half consider developing nuclear weapons an important priority for the Iranian government, those who think that the government of Iran developing nuclear weapons is not at all important has dropped from one-third in June 2007 to only one-fifth today.

Three-quarters Back Better U.S. Relations

76 percent of Iranians back normal relations and trade with the United States, as they did in June. 71 percent also favor Iran working with the United States to help resolve the Iraq war, while more than 60 percent back unconditional negotiations with the U.S.

But on a variety of issues, Iranians are less supportive now than they were in June 2007 of concessions by Iran to the United States and the West in any negotiations.

Iranian Economy Seen as Improving

In potentially good news for President Ahmadinejad, Iranians have an improved view of the Iranian economy and the success of government polices in tackling unemployment and inflation. 42 percent believe the Iranian economy is headed in the right direction (27 percent in June), while 32 percent believe it is headed in the wrong direction (42 percent in June).

Moreover, Iranians are almost evenly split on whether President Ahmadinejad's polices have succeeded in reducing unemployment and inflation, with 42 percent saying they have and 50 percent saying they have not—again, another shift from June.

Similarly, the priority of improving the Iranian economy as a very important long-term goal for the government has dropped from 88 percent in June to 73 percent now.

Iranians are Negative on Israel

63 percent of Iranians oppose any peace treaty recognizing the State of Israel and favor all Muslims continuing to fight until there is no State of Israel in the Middle East. Only less than a quarter of Iranians favor a peace treaty recognizing the State of Israel, even if an independent Palestinian state is established. Likewise, more than 60 percent support the government of Iran providing military and financial assistance to Palestinian opposition groups such as Hamas and Islamic Jihad. 45 percent of Iranians would, however, favor recognizing the State of Israel as part of a deal with the U.S., though this is down from the 55 percent we found in June.

Iranians Supportive of Iraqi Shiite Militias and Lebanese Hezbollah

59 percent of Iranians also support the government of Iran providing military and financial assistance to Iraqi Shiite militias (33 percent oppose), while 61 percent back such assistance to Hezbollah in Lebanon (32 percent oppose).

Western Trade and Investment Strongly Favored; Visas and Trade Key to Better U.S. Relations

Iranians also continue to back the idea of Western investment and aid to Iran. More than three-quarters favor Western investment; 84 percent medical, education and humanitarian assistance from Western countries.

For more than six in ten Iranians, the most important steps the U.S. could take that would improve opinions of America are: increasing visas for Iranians to study and work in the United States; a free trade treaty between Iran and the US; and withdrawal of American forces from Iraq.

Despite the overwhelming Iranian desire for a fully democratic system, the U.S. working to spread democracy inside Iran would not improve Iranian opinion of America, nor would brokering a comprehensive peace between Israelis and Palestinians.

These results reflect similar priorities expressed by both Pakistanis and Saudis in recent TFT/D3 polls of Saudi Arabia and Pakistan.

Iranian Shiite Muslims Think Favorably of Sunni Muslims, Christians, Americans and others

While only a third of Iranians now have a favorable view of the United States itself, more than half think favorably of Americans, about the same percentage

who thinks favorably of the French and Arabs. (Pro-American feelings are even stronger in Tehran and among the more affluent.)

For Iranian citizens of the Islamic Republic, 91 percent of who in our survey identified themselves as Shiite, views of both Sunni Muslims and Christians were overwhelmingly favorable—with only 5 percent voicing an unfavorable view of Sunnis and 10 percent of Christians. (Opinions on Jews were divided.)

Indeed, Iranian views of Sunnis and Christians, as well as non-Iranians generally, are quite accepting—more so than the corresponding views of their neighbors, such as Saudi Arabia.

Conclusion

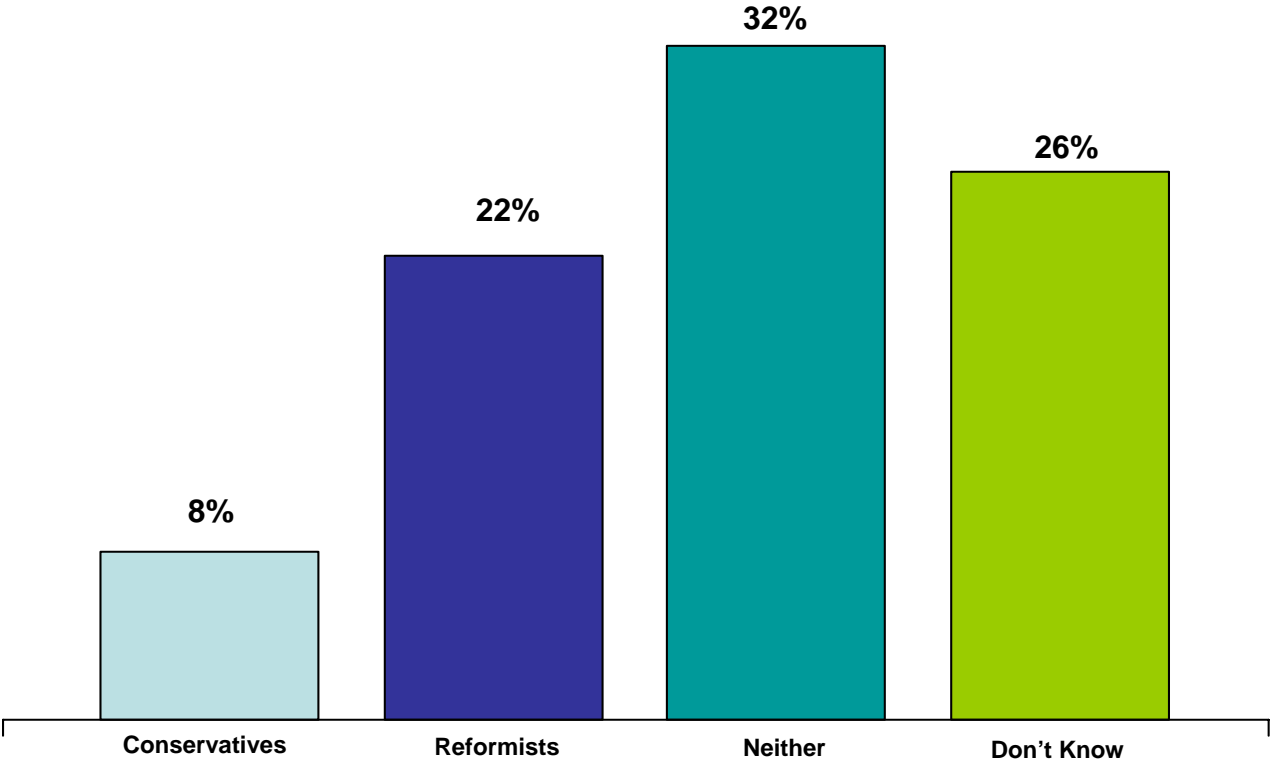
The vision of the Iranian people for a more democratic future, with normal trade and relations between Iran and the United States, remains the consensus. The last six months, however, has seen some movement towards retrenchment inside Iran, with a growing sense of less faith in what the United States and the world can offer for the future.

A full statement on survey methods, topline questions and answers, charts, comparison with other polling data, and background information follows.

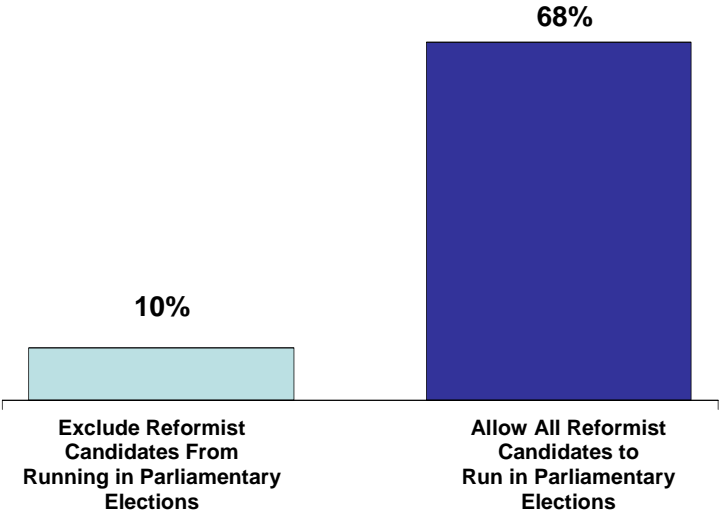
For a *Washington Post* feature article on the survey, click [here](#). For other news coverage, click [here](#).

On Elections and Democracy:

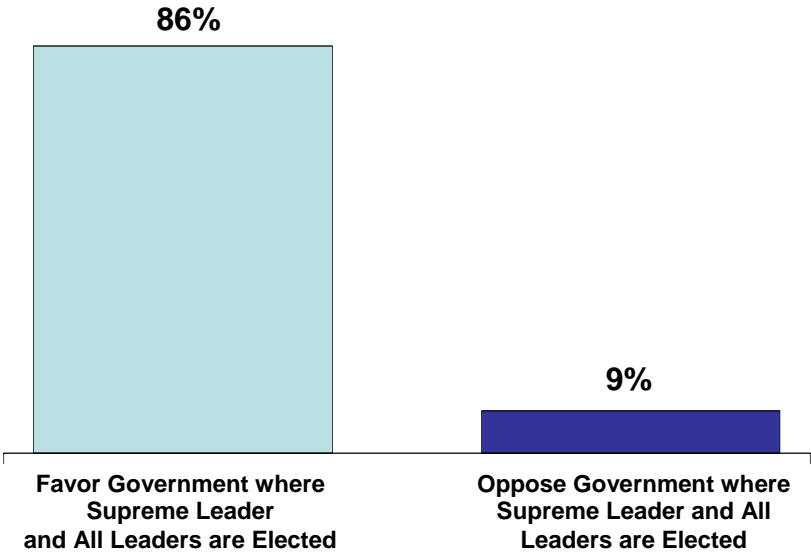
Who will you Vote For in Parliamentary Elections?



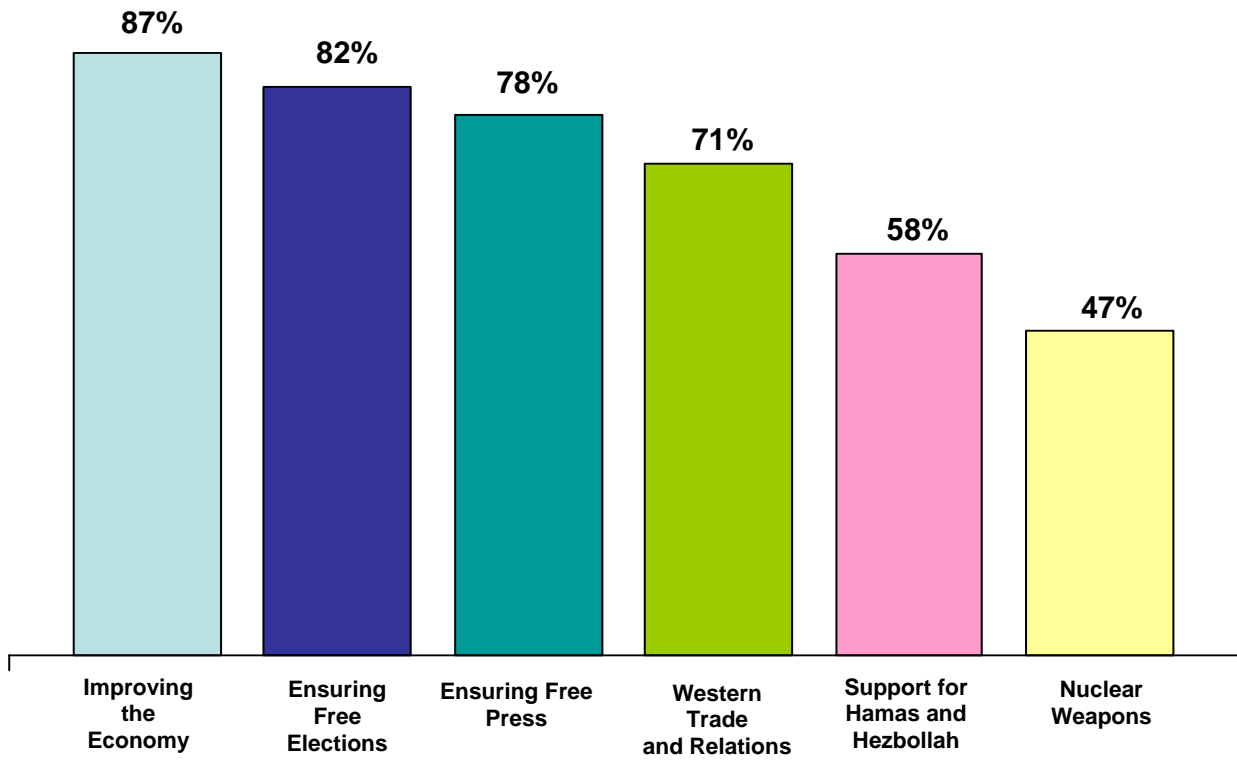
Do you Think Reformist Candidates Should be Excluded or Allowed to Run?



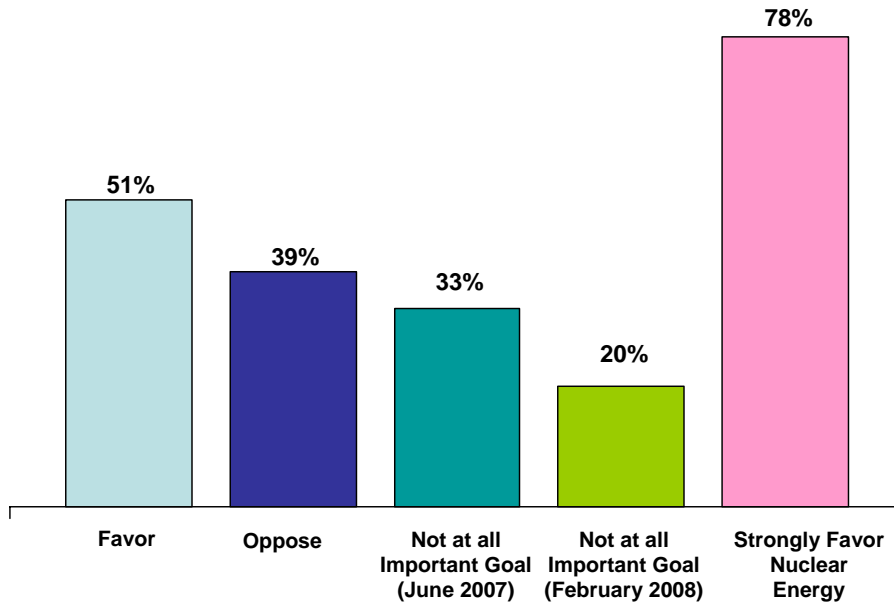
On their Current System of Government, Percent of Iranians Who:



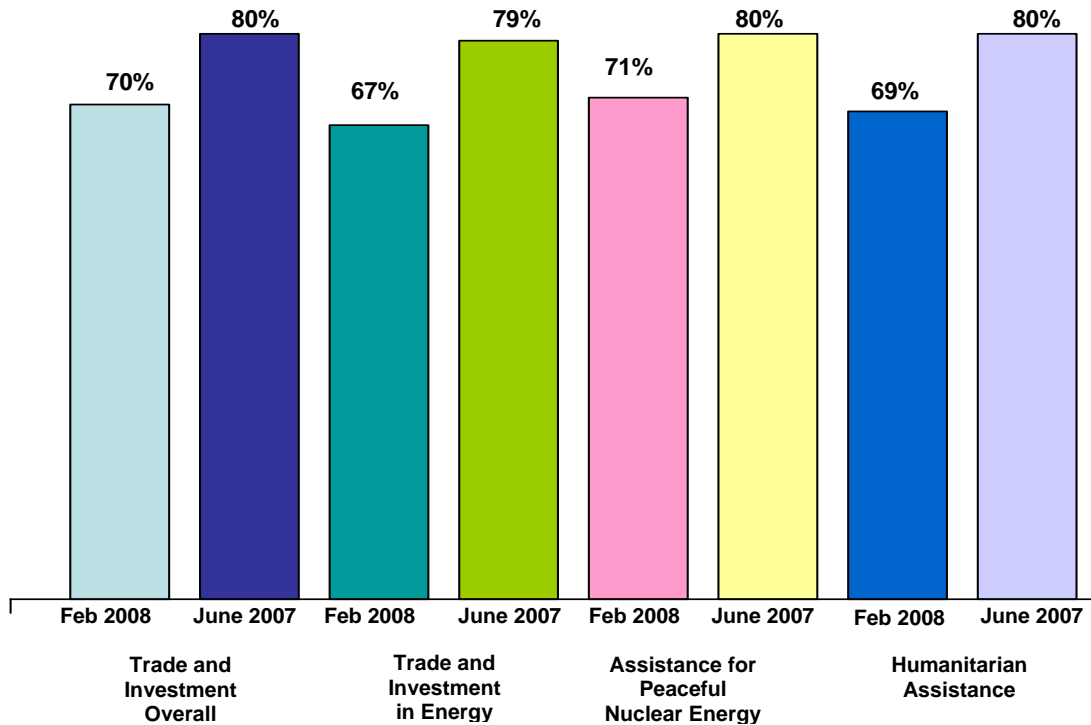
Priorities that Iranians Think are Important for their Government:



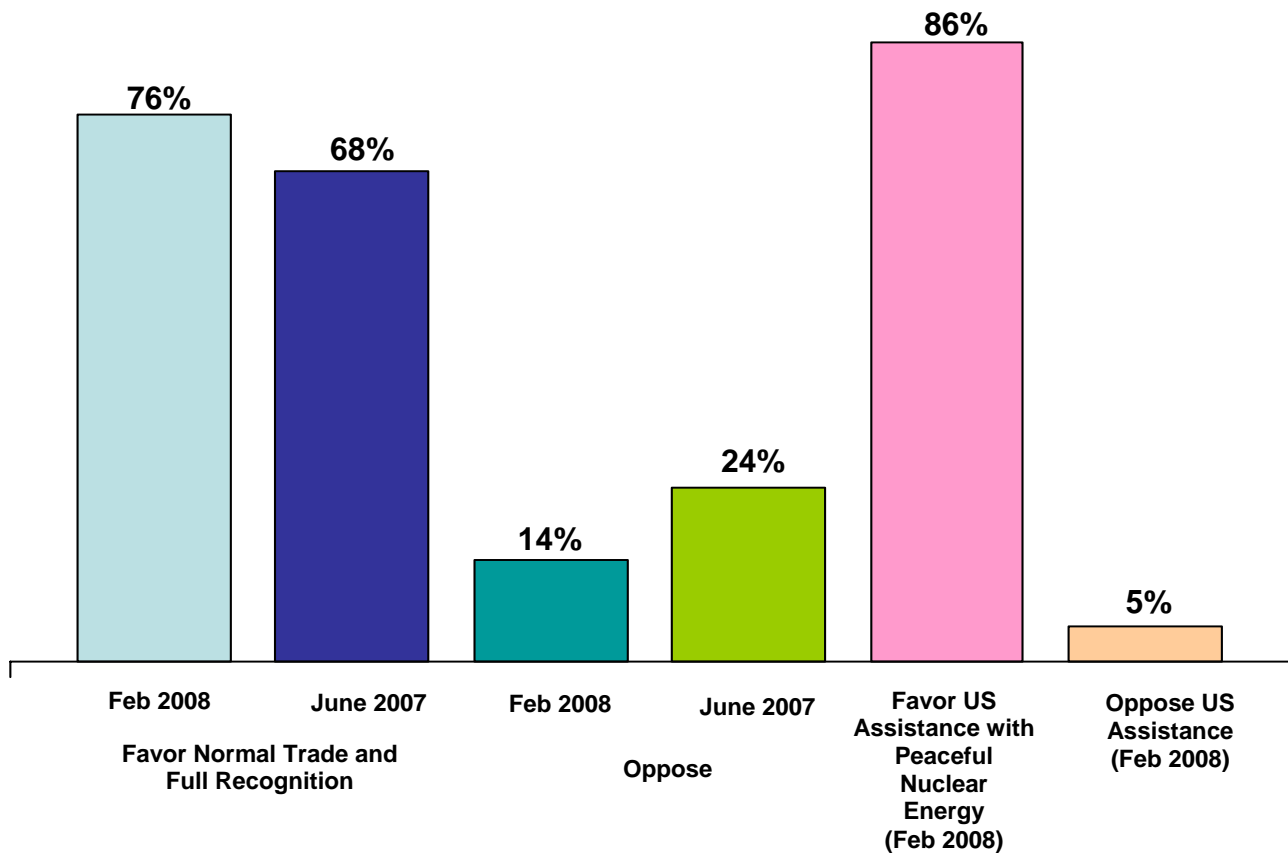
On Iran Developing/Possessing Nuclear Weapons, Percent of Iranians Who:



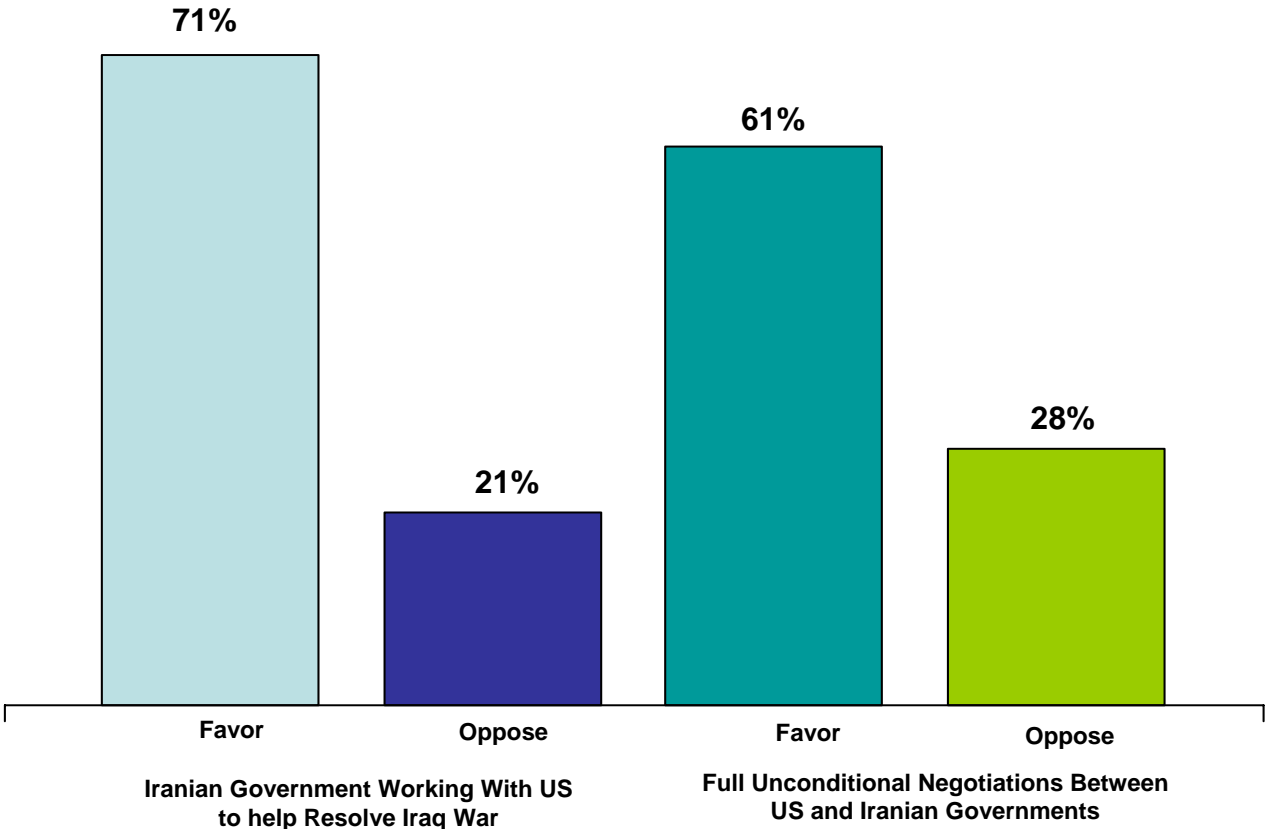
Percent of Iranians Who Favor Full Inspection and Guarantee to ensure No Nuclear Weapons, if Iran Receives From Other Countries:



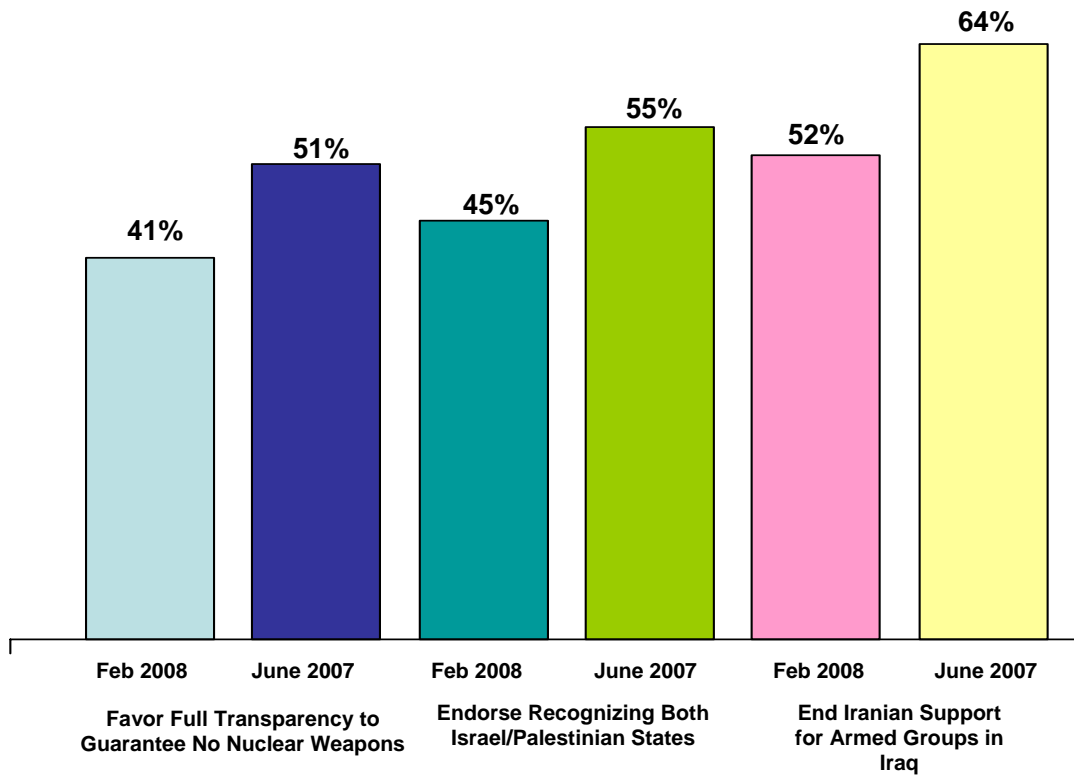
On Relations with the United States, Percent of Iranians Who:



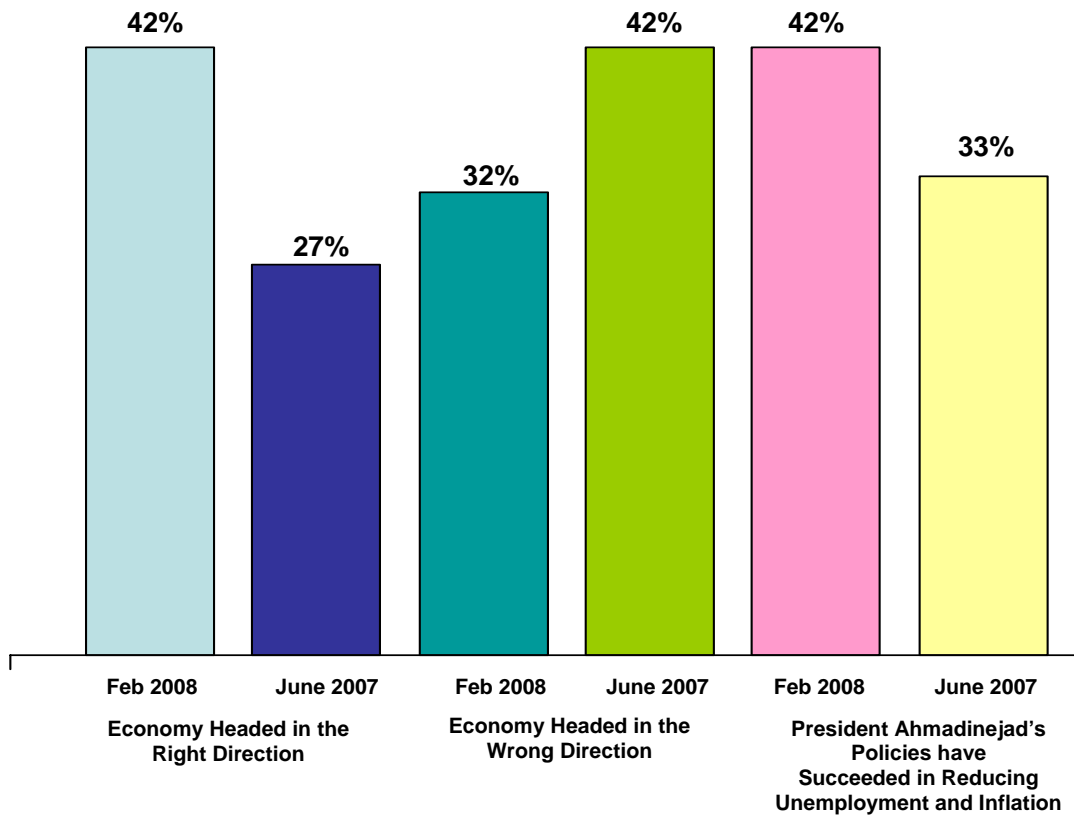
On Relations with the United States, Percent of Iranians Who:



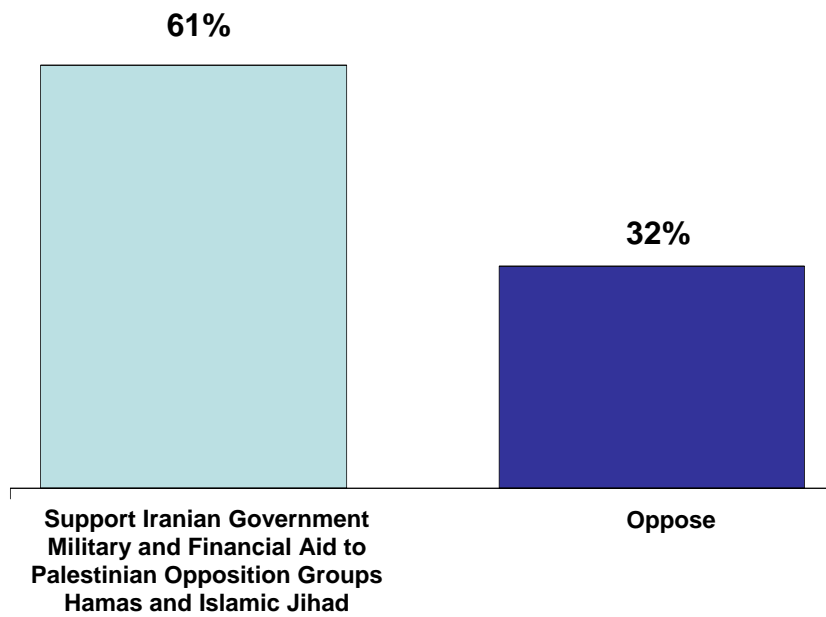
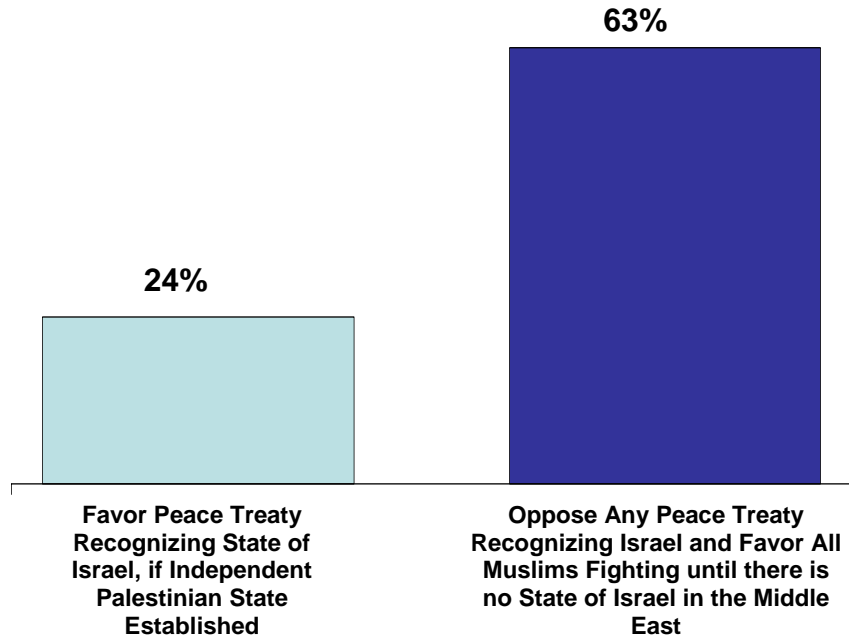
In Return for US Recognition and Trade, Percent of Iranians Who:



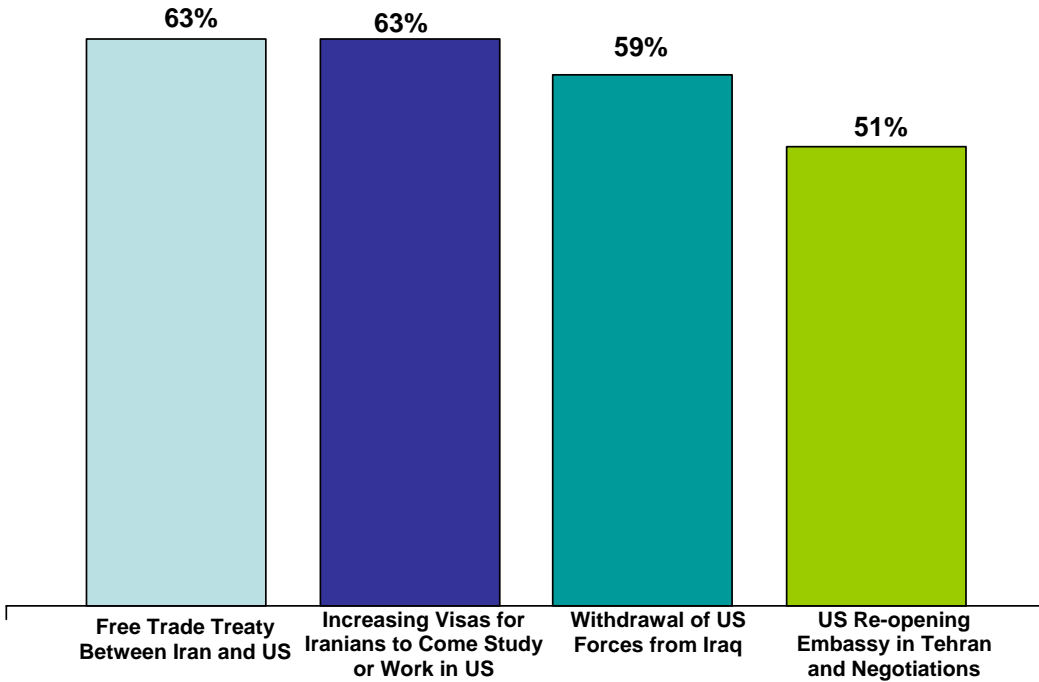
On the Iranian Economy:



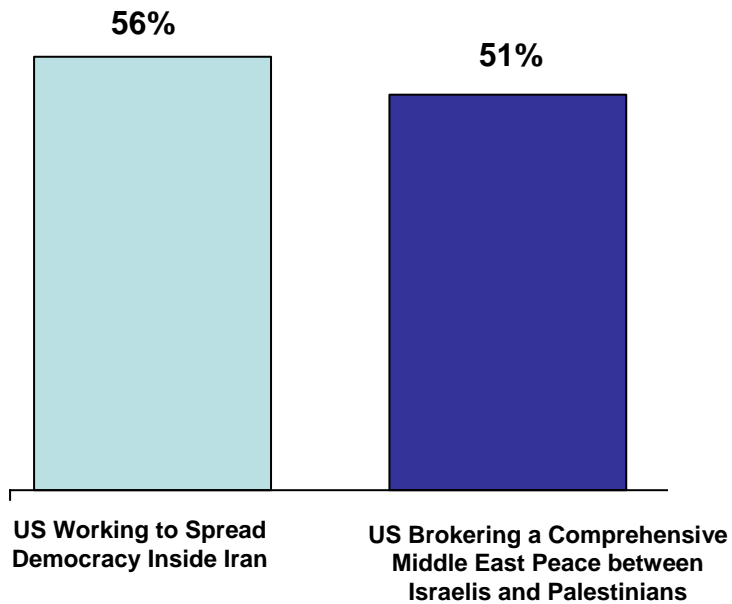
On Israel:



The Following Would Improve Opinion of the United States among Iranians:

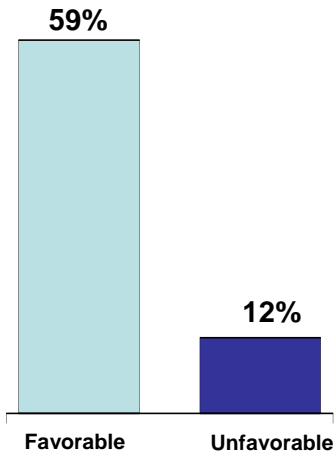


The Following Would NOT Improve Opinion of US:

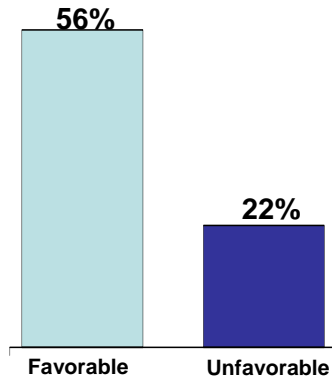


Views on Non-Iranians:

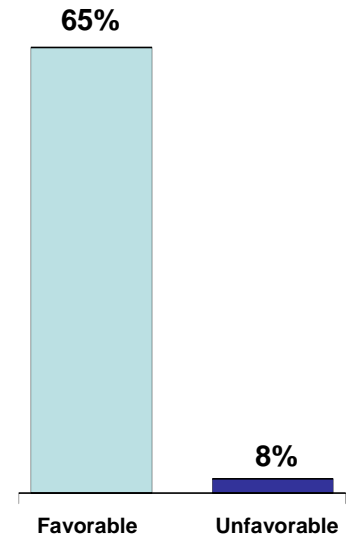
Chinese



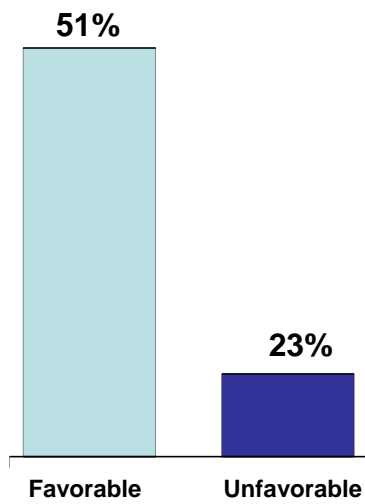
Arabs



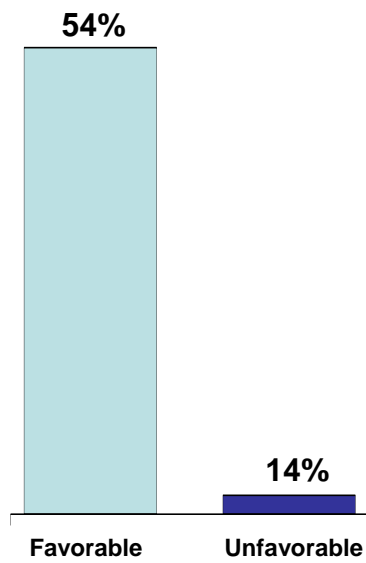
Turks



Americans



French

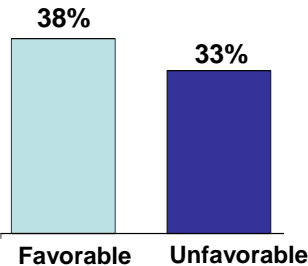
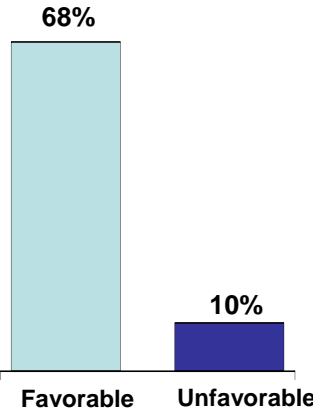
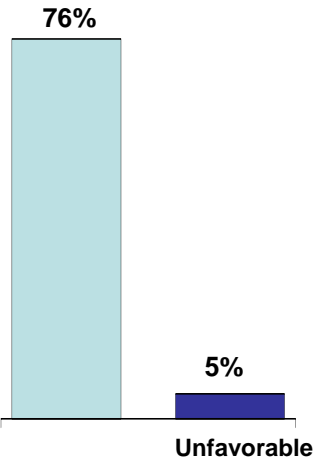


Views on Other Sects/Religions:

Sunni Muslims

Christians

Jews



Background on TFT:

Terror Free Tomorrow: The Center for Public Opinion (“TFT”) is a non-partisan, 501(c) (3) not-for-profit established in Washington, D.C.

Terror Free Tomorrow finds out why people support or oppose extremism. Our work is pioneering. TFT is the first to conduct uncensored, independent, comprehensive nationwide public opinion surveys in Iran, Saudi Arabia and Syria, path breaking surveys in Pakistan, and the first surveys of Indonesia following the tsunami in December 2004 and Pakistan after the October 2005 earthquake.

Covered by every major media outlet throughout the world, TFT surveys have been the subject of editorials in the *Wall Street Journal*, *New York Times*, *Washington Post*, *Christian Science Monitor*, *Los Angeles Times*, *Guardian*, *The Economist*, *San Francisco Chronicle*, *Baltimore Sun*, *Washington Times*, etc., front page news articles in the *New York Times* and *Washington Post*, and featured coverage by the Associated Press, CNN, NBC, etc.

- **IN PAKISTAN**, Terror Free Tomorrow’s nationwide pre-election survey, before the pivotal February 18, 2008 elections, was front page news and the subject of editorials in every major newspaper. Denounced by Pakistani government spokesmen and official state television, even President Musharraf responded by claiming that TFT and other polling “*have value in developed nations but not here in Pakistan.*” But, as a leading national independent Pakistani newspaper (*The News*) concluded, TFT’s survey helped make “*rigging of the elections somewhat difficult.*” (*Christian Science Monitor*).

In the U.S. and West, the poll was relied on in commentary from the *Christian Science Monitor* to CNN and *The Economist*, with news coverage in the *New York Times*, *Washington Post*, AP and more.

- **IN SAUDI ARABIA**, TFT’s unprecedented survey in December 2007 was hailed by the major reform-minded Arabic press as “*a survey of profound importance*” (*Al-Watan*; *Asharq Al-Awsat*), and extensively reported in front page coverage throughout Saudi and Arabic media. According to *Al-Watan*, the leading reform newspaper in Saudi Arabia, TFT’s survey was “*a rare and remarkable in-depth study of Saudi society*” that can help “*bear witness to a new consciousness in the Arab and Muslim world.*”

For the U.S., the poll was relied on in commentary from the *Christian Science Monitor* to the *San Francisco Chronicle*, with news coverage in the *New York Times*, *Washington Post*, *Wall Street Journal*, *USA Today*, AP, Reuters, CNN and more.

- **IN PAKISTAN**, TFT’s nationwide survey in August 2007 was the “*oft-quoted standard*” for the democracy debate inside Pakistan (*The News*).

In the American foreign policy debate, the survey was relied on in editorials from the *Washington Post* to the *Los Angeles Times*, with front page coverage in the *New York*

Times and *Washington Post*, a feature story on CNN, and in hearings before the House Foreign Affairs and Armed Services Committees.

- **IN IRAN**, TFT's survey in June 2007 was the first uncensored poll of the Iranian people in five years, headlined by the leading student organization in Iran, throughout Iranian blogs and by the leaders of the pro-democracy movement.

Our Iran survey made a real impact to Iranians themselves. Called “*an act of bravery by ordinary citizens*,” TFT's survey “*after so many years of isolation, and despite the risk*,” is giving the Iranian people themselves a voice (*International Herald Tribune*).

For the U.S. policy debate, the *Wall Street Journal*, *New York Times*, *Economist* and *New York Post*, among others, rely on the survey in editorials. One editorial (*Washington Times*) concludes that Terror Free Tomorrow findings provide “*the most complete and nuanced understanding of one of the most important foreign-policy challenges we face in the 21st century*.”

Recent Work in Iran, Syria, Pakistan and Saudi Arabia:

Praised by leading Iranian experts, scholars and think-tanks such as CSIS, the Heritage Foundation, the Carnegie Endowment and the Nixon Center, the Iran survey has also been featured in editorials spanning the political spectrum from *The Wall Street Journal* to *The New York Times* and the *Washington Times*, from the *New York Post* to the *Huffington Post* to the *Jerusalem Post*, *The Economist* to *Front Page*.

The Iran survey is now informing American policy makers at the highest levels of the Congress and the Administration. Terror Free Tomorrow's Iran survey has been the featured topic of a hearing before the House National Security Subcommittee, where TFT President Ken Ballen was the lead witness, as well as the topic for testimony in other Congressional hearings before the House Foreign Affairs and Armed Services Committees.

In addition, TFT has presented our findings at key think tanks in Washington, DC, such as the Heritage Foundation, the Nixon Center and CSIS. The latter event was nationally televised live by C-SPAN.

The survey has received news coverage in the *Wall Street Journal*, CNN, NBC News *The Today Show*, the Associated Press, the Council on Foreign Relations, *New York Times*, *Washington Post*, *Los Angeles Times*, *Houston Chronicle*, *Newsday*, *International Herald Tribune*, *Guardian (UK)*, *Financial Times*, *The Economist*, *Jerusalem Post*, *USA Today*, *Chicago Tribune*, *New York Post*, ABC News, CBS News, the BBC, PBS, C-SPAN, *San Francisco Chronicle*, *Christian Science Monitor*, *Miami Herald*, *Cleveland Plain Dealer*, *San Jose Mercury News*, *Boston Globe*, *San Diego Union Tribune*, *Forbes*, *Yahoo News*, *AOL News*, BBC Persian, VOA Persian, Radio Farda, and others throughout the world, and throughout the blogosphere.

TFT has also released the first uncensored nationwide poll of Syria ever conducted. This unprecedented survey has received extensive coverage from a lead commentary in the *Wall Street Journal* to numerous articles in the *New York Times*, *Washington Post*, *Los Angeles Times*, *Houston Chronicle*, *Newsday*, *International Herald Tribune*, *Guardian*, *Philadelphia Inquirer*, *San Francisco Chronicle*, *Christian Science Monitor*, *Miami Herald*, *Cleveland Plain Dealer*, *San Jose Mercury News*, *San Diego Union Tribune*, *Forbes*, *Jerusalem Post*, *Ha'aretz (Israel)*, and others throughout the Middle East.

Our two recent Pakistan surveys were featured on CNN, including in a special report on CNN's *Anderson Cooper*, as well as in front page news stories by both the *New York Times* and *Washington Post* and extensive wire reports from AP, etc.

Like Iran and Syria, the coverage was global, from a feature story on CNN and the CNN.com website, to front page articles in the *Washington Post* and *New York Times*, as well as the *Financial Times*, *Christian Science Monitor*, *Roll Call*, *Baltimore Sun*, *Los Angeles Times*, *Houston Chronicle*, *Newsday*, *International Herald Tribune*, *Guardian*, *Philadelphia Inquirer*, *San Francisco Chronicle*, *Cleveland Plain Dealer*, *San Jose Mercury News*, *San Diego Union Tribune*, etc.

According to *Newsweek*, Pakistan is now the most dangerous country in the world. Before the Feb 18, 2008 election, there was much reason to believe that the military dictatorship of General Pervez Musharraf would attempt to rig the elections, as the government clearly did in the last Pakistani elections held in 2002. Every national security expert feared the consequences in this country, which is home to Al Qaeda and the only nuclear-armed Muslim nation, if Musharraf tried to rig the elections.

Terror Free Tomorrow's nationwide pre-election survey was front page news and the subject of editorials in every major newspaper across Pakistan. Denounced by Pakistani government spokesmen and official state television, even President Musharraf responded by claiming that TFT and other polling "*have value in developed nations but not here in Pakistan.*"

But, as a leading national independent Pakistani newspaper concluded and reported in the *Christian Science Monitor*, TFT's survey helped make "*rigging of the elections somewhat difficult.*"

Indeed, TFT's pre-election survey of Pakistan in January 2008 reflected the actual election results on February 18, 2008 at the margin of error of our January survey.

Terror Free Tomorrow's recent survey of Saudi Arabia is also having an important impact inside Saudi Arabia and the Arab world as well. Hailed by the major reform-minded Arabic press as "a survey of profound importance" (*Al-Watan; Asharq Al-Awsat*), the survey has been extensively reported in front page coverage throughout Saudi and Arabic media. According to *Al-Watan*, the leading reform newspaper in Saudi Arabia, our survey is: "a rare and remarkable in-depth study of Saudi society" that can help "bear witness to a new consciousness in the Arab and Muslim world."

The Saudi survey has also been reported on by the *New York Times*, *The Guardian*, *Washington Post*, *Wall Street Journal*, *International Herald Tribune*, *Christian Science Monitor*, *USA Today*, *Philadelphia Inquirer*, *Miami Herald*, *Examiner*, *San Francisco Chronicle*, *Cleveland Plain Dealer*, *Boston Globe*, *San Jose Mercury News*, *Forbes*, *Seattle Post Intelligencer*, *Minneapolis Star Tribune*, *Atlanta Journal Constitution*, *Fort Worth Star Telegram*, *Yahoo News*, *AOL News*, CNN, FOX NEWS, CBS NEWS and Associated Press, Reuters and UPI wire reports throughout the world.

Indonesia, Bangladesh, Turkey and Nigeria

In Indonesia and Bangladesh, Admiral Michael Mullen, Chair of the Joint Chiefs of Staff—the nation’s highest ranking military officer—stated that TFT surveys were a “critical factor” in launching the Navy’s humanitarian medical missions. TFT surveys showed that the Navy’s hospital ship, treating 61,000 needy patients, changed public opinion favorably toward the United States and against terrorism—resulting, according to Admiral Mullen, in new medical missions by the Navy.

Admiral Mullen has written that TFT’s findings provided the proof to “one of the defining moments of this new century.” According to Admiral Mullen, TFT’s surveys have directly led to continuing successful humanitarian missions by the U.S. Navy around the world. As Admiral Mullen testified in March 2007 before the U.S. House Armed Services Committee:

“In public opinion surveys conducted by Terror Free Tomorrow, Indonesians and Bangladeshis overwhelmingly indicated their support of the Navy’s humanitarian missions. In Indonesia, 85% of those aware of *MERCY*’s visit had a favorable opinion, and in Bangladesh this figure was 95%. Further, 87% of those polled in Bangladesh stated that *MERCY*’s activities made their overall view of the United States more positive. These polling results provide real indication of the power of partnership humanitarian missions.”

Earlier in the year, TFT completed a public opinion survey of Turkey—the first on an issue of vital importance to both Turkey and the United States, namely the U.S. Congressional resolution formally recognizing as organized genocide the mass killings of Armenians from 1915-23 in Turkey’s predecessor state of the Ottoman Empire. Our unprecedented survey showed that the resolution would actually set back the cause it purported to achieve: namely, Turkey’s recognition of its own past and reconciliation with Armenia today.

The TFT survey was featured in front page news coverage by both the *New York Times* and the *Washington Post*—in fact, in no less than two front page stories by the *New York Times* (as well as coverage elsewhere such as the *Washington Times*, *Baltimore Sun*, etc.) The survey served as a critical element in the Congress’ deliberations over the resolution, cited in statements on both the House Floor and by leading Members of Congress as a critical factor in the Congressional debate.

Lee Hamilton, Co-Chair of the 9/11 Commission and the Iraq Study Group, has commented on another one of TFT's surveys—this time of Nigeria:

"Terror Free Tomorrow's new survey of Nigerian opinion reinforces a lesson that America has learned in places as diverse as Pakistan and Indonesia: in the struggle against extremism, the effective and targeted use of U.S. assistance can be as effective - if not more effective - than the deployment of bombs and guns. To win the war of ideas and to combat the swelling turmoil around the world, the United States must use all aspects of American power - including the power of American generosity."

News coverage of that survey, as well as two lead editorials in the *Christian Science Monitor*, authored by TFT's President, also appeared.

Additional Background on TFT and D3 Systems:

Since 2005, Terror Free Tomorrow has conducted more than twenty-five nationwide public opinion surveys around the world, including in Iran, Indonesia, Pakistan, Bangladesh, Syria, Turkey, Nigeria, Saudi Arabia, India, the United Arab Emirates and elsewhere.

Terror Free Tomorrow's surveys have been cited by former Presidents Bill Clinton and George H.W. Bush, in the US Congress (on the Senate Floor, by key Senators and Congressmen, and in both House and Senate testimony), at the United Nations, and by the US Department of State and Department of Defense, as well as prominent leading think-tanks such as the Heritage Foundation, the Brookings Institution, the Nixon Center, the Center for Strategic and International Studies (CSIS), the Council on Foreign Relations, the Carnegie Endowment and the Clinton Global Initiative.

Terror Free Tomorrow's President, Ken Ballen, successfully prosecuted international terrorists and played a leading role in some of the most important Congressional investigations over the past two decades. Our distinguished international Advisory Board is led by Senator John McCain, former 9/11 Commission Co-Chair Lee Hamilton and former Senate Majority Leader Bill Frist.

Terror Free Tomorrow was the first to conduct a nationwide poll in Indonesia after the tsunami. President Bush, and former Presidents Clinton and Bush, all cited the poll as a key reason for sustained American tsunami relief. The US State Department also relied on TFT polling in testimony before the US Senate Committee on Foreign Relations.

In addition, Terror Free Tomorrow conducted the first and only poll in Pakistan after the devastating October 2005 earthquake. The poll was featured in *The Wall Street Journal*, CNN and international media. Moreover, the poll served as the principal finding by the US Senate for the United States "to take the lead" in relief efforts to Pakistani earthquake victims (Senate Resolution #356, co-sponsored by Senators Lugar and Biden, Chairman and Ranking Member of the Senate Foreign Relations Committee).

Terror Free Tomorrow's surveys have been relied on as one of the key findings for new legislation to strengthen America's public diplomacy and humanitarian efforts, introduced by Senators Russ Feingold (D-WI) and Norm Coleman (R-MN). TFT findings have also been relied on by the State Department as an independent benchmark in evaluating the success of American foreign policy (*State Dept Performance and Accountability Report*), and by the Department of Defense in the *National Military Strategic Plan for the War on Terrorism*.

TFT's work has also been covered extensively in leading news media, including lead editorials and featured stories in, among others, *The New York Times*, *The Wall Street Journal*, *The Washington Post*, Associated Press, *The Christian Science Monitor*, *USA Today*, *The Philadelphia Inquirer*, *The Financial Times*, *The Miami Herald*, *The Baltimore Sun*, *The Economist*, CNN, NBC News, National Public Radio, *Roll Call*, *The Hill*, and *U.S. News & World Report*. Other coverage includes MSNBC, ABC News, CBS News, FOX News, *Chicago Tribune*, *Newsday*, *Los Angeles Times*, *Reuters*, *The Washington Times*, *The New York Post*, *The National Review*, *The Boston Globe*, *The Houston Chronicle*, *The San Francisco Chronicle*, *United Press International*, *The White House Bulletin*, *The International Herald Tribune*, *The Globe and Mail* (Canada), *The Afghanistan Times*, *The Jakarta Post* (Indonesia), Metro TV Indonesia, *Tempo* (Indonesia), *Kompas* (Indonesia), TV/Radio Australia, *Straits Times* (Malaysia), *Pakistan Dawn*, *The Nation* (Pakistan), GEO TV Pakistan, *Pakistan Daily Times*, *Voice of America*, *Journal do Brasil*, *Die Welt* (Germany), *Le Monde* (France), BBC, *The Guardian* (UK), *The Daily Yomiuri* (Japan), *The Jerusalem Post*, *The China Post*, *The Seoul Times*, *The Indian Express* (India), *The Hindu* (India), *The Turkish Daily News*, *The Turkish Press*, *Zaman* (Turkey), *The Oman Tribune*, *The Gulf News* (UAE and pan-Arab), *The Middle East Times*, *The Muslim News*, and *The Daily Star* (Lebanon and pan-Arab), among others. TFT has also been extensively covered in blogs throughout the Internet.

Terror Free Tomorrow findings have also been cited in scholarly journals including the *Harvard International Review*, the *New England Journal of Medicine*, and important books on American foreign policy, such as Senator Barack Obama's *The Audacity of Hope*; Peter Beinart's *The Good Fight*; Tony Smith's *Washington's Bid*; Carnes Lord's *Losing Hearts and Minds*; and Dick Martin's *Rebuilding Brand America* and Peter Bergen's *The Osama bin Laden I Know*, among others.

Terror Free Tomorrow's field partner and project manager is the international research specialists, D3 Systems, Inc. at: www.D3systems.com

D³ has conducted widely praised surveys in Iran, Syria and Pakistan with Terror Free Tomorrow, in addition to Iraq and Afghanistan for ABC News, *USA Today*, BBC and others. D³ is internationally recognized for its expertise in overseeing research projects from design through analysis in some of the most difficult research environments around the globe.

Since 1988, D³ Systems has developed a particular expertise on research in the Middle East. D³ Systems has developed unique research capabilities from scratch in Afghanistan and Iraq. D³ founded, in 2003, the first registered opinion research firm in Afghanistan: the *Afghan Center for Socio-economic and Opinion Research (ACSOR)*. ACSOR has conducted qualitative and quantitative research projects for an international client group including the Asia Foundation, the US State Department, the BBC, the Voice of America, and Radio Free Europe. D3 has also conducted a number of quantitative surveys in Iraq for ABC News, *USA Today*, the BBC, the Voice of America, *Deutsche Welle*, Radio Sawa, and others.

Beginning in Europe in the early 1990s, D³ has played a leading role in the international use of telephone research for opinion polling and media audience measurement and evaluation into denied or limited access countries. While international telephone research from a central site (CATI) is an established method for consumer or business-to-business surveys, D³ has pioneered its use to reach publics in societies where on the ground, random probability sampling with sensitive questionnaires is not possible.

Methodology:

This survey was conducted by Terror Free Tomorrow: The Center for Public Opinion (“TFT”), D3 Systems of Vienna, Virginia (“D3”) and KA Europe SPRL. Interviews were conducted by phone from a CATI facility outside Iran, in Farsi. They were conducted among a random national sample of 1,001 Iranians aged 18 and older from February 15th to 24th, 2008. The exact location of the CATI facility is not identified in order to maintain confidentiality for the interviewing team. The questionnaire consisted of 28 substantive questions, 16 demographic questions, and 24 quality control questions.

During the course of fieldwork, there were 2,447 contact attempts made. Of these, 599 resulted in non-contacts, yielding a non-contact rate of 24.5%. Another 15 contact attempts resulted in non-eligible respondents because they were not Iranian nationals, and 5 respondents were never available for scheduled call-backs. Of the 1,828 successful contacts, there were 832 refusals giving the study a 54.5% response rate. The last poll conducted by D3/TFT had 60.6% response rate. This poll has a +/- 3.1% margin of error at the 95% confidence interval.

TFT and D3 use telephone interviewing instead of face-to-face research in Iran because of the political and social constraints inside Iran. Face-to-face interviewing in Iran can be difficult for interviewers who risk possible prosecution and imprisonment. Face-to-face interviewing also poses issues related to access to households and respondents due to social considerations. Access to female respondents across the Middle East can be challenging.

These problems can be overcome through the use of CATI research in Iran. Iran has an estimated national land-line telephone penetration rate of over 90%, which gives it a higher telephone penetration rate than most other countries. The high percentage of land-line households also reduces potential bias from cell phone-only households.

Interviews were conducted by 19 trained interviewers who are native Farsi speakers, and have worked on numerous other surveys into Iran. Interviewers were briefed on a number of items including, but not limited to, the objective of the program and survey details, selection of respondents, the questionnaire (both asking of questions and recording of responses), timing and control issues, and usage of the CATI system. Interviews were subjected to numerous quality control procedures, including direct supervision of all interviews by a supervisor experienced in Iranian surveys.

The target sample was a random selection of Iranian nationals, both male and female, above the age of 18. The sample covered all 30 provinces of Iran, with the number of sampling points chosen in proportion to the size of each province's population, as well as both urban and rural strata. Sampling points were chosen by randomly selecting telephone exchanges within each province and randomizing the digits in the telephone numbers. Both starting points and households within each exchange were randomly selected while accommodating for the fact that telephone exchanges in Iran are indiscriminately assigned and mix both business and residential numbers. Respondents within each household were selected using the "Last Birthday" method.

The interview was completed on the first call for 68.3% of respondents. The designated respondent was called up to 3 times in an attempt to secure an interview. The interview was completed during the second call for 13.3% of respondents, and on the third call for 18.5% of respondents. If the interviewer failed to speak to the eligible person after 3 call-backs, then the interviewer skipped to the next telephone number using the CATI system. Call-backs were utilized for 344 respondents; 317 of them were interviewed and 27 of them were not interviewed after 3 call-backs.

The survey yielded demographic results similar to those available from the official national population data from the Islamic Republic of Iran. While the results were very close to the census data, D3 did apply light weights to the survey data. The final data are weighted for age, gender, province, and urban-rural distribution, as a slightly higher proportion of rural respondents were in the sample. A chart showing the weighting follows below.

TFT/D3's previous nationwide survey of Iran, used for comparison, was conducted from June 5 to 18, 2007, employing the same methodology and coverage. That survey can be also be accessed in the Polls section of www.terrorfreetomorrow.org.

Our recent surveys of Pakistan and Saudi Arabia, also cited in the Executive Summary for comparisons, can be accessed as well in the Polls section of www.terrorfreetomorrow.org

Chart 1 – Weighted vs. Unweighted Demographics

	National Population % (2005)¹	TFT W2 (Unweighted)	TFT W2 (Weighted)
Gender			
Male	51%	50%	51%
Female	49%	50%	49%
Age			
18-24	26%	30%	26%
25-34	27%	28%	27%
35-44	19%	22%	19%
45-54	13%	13%	13%
55+	15%	7%	15%
Geographic Code			
Urban	70%	63%	69%
Rural	30%	37%	31%
Province/City/Region			
Arbadil	2%	2%	2%
Azerbaijani Gharbi	4%	4%	4%
Azerbaijani Sharqi	5%	5%	5%
Bushehr	1%	1%	1%
Chaharmahal & Bakhtiyari	1%	1%	1%
Esfahan	7%	7%	7%
Fars	6%	6%	6%
Gilan	4%	3%	4%
Hamadan	2%	2%	3%
Hormozgan	2%	2%	2%
Ilam	1%	1%	1%
Kerman	4%	4%	3%
Kermanshah	3%	3%	3%
Khuzestan	6%	6%	6%
Kohgiluyeh & Boyerahmad	1%	1%	1%
Kordestan	2%	2%	2%
Lorestan	2%	2%	2%
Markazi	2%	4%	4%
Mazandaran	4%	4%	4%
Semnan	1%	1%	1%
Sistan & Baluchestan	3%	4%	3%
Tehran	20%	19%	20%
Yazd	1%	1%	2%
Zanjan	1%	1%	1%
Qazvin	2%	2%	2%
Qom	1%	2%	2%
Golestan	2%	2%	2%
Khorasan Rezavi	8%	8%	8%
North Khorasan	1%	1%	1%
South Khorasan	1%	1%	1%

¹ For Wave 1 (June 2007) the 1996 census data was used to compare our sample. For Wave 2, we have the more updated 2005 census data available for comparison.

Chart 2 – Telephone Penetration in Iran



East Azarbayejan	95-99%	Kordestan	80-85%
West Azarbayejan	80-85%	Kerman	80-85%
Ardebil	95-99%	Kermanshah	80-85%
Esfahan	95-99%	Kohgiluyeh & Boyerahmad	75-80%
Ilam	80-85%	Gilan	75-80%
Bushehr	90-95%	Golestan	95-100%
Tehran	97-100%	Lorestan	75-80%
Chaharmahal & Bakhtiyari	85-90%	Mazandaran	95-99%
Khorasan	85-90%	Markazi	80-85%
Khuzestan	80-85%	Hormozgan	75-80%
Zanjan	80-85%	Hamadan	80-85%
Semnan	95-99%	Yazd	95-99%
Sistan & Baluchestan	75-80%		
Fars	80-85%		
Qazvin	80-85%		
Qom	85-90%		

The source of statistical information is the official website of STATISTICAL CENTRE OF IRAN (SCI). SCI also publishes official statistics on telephone installation and in-use figures, and places of usage (household, offices, public). SCI cites the Iranian Telecom Company as the source. The most recent data are from 2004 (Muslim Calendar Year 1383).

Chart 3—Distribution of Population and the Telephone Sample
(Data Source: 2005 Population Estimates of Statistical Centre of Iran)

Province (Ostan)	Population	Percentage of Population	Number of Interviews
Total Country	68.467.413	100,0%	1.001
East Azarbayejan	3.500.183	5,1%	49
West Azarbayejan	2.949.426	4,1%	41
Ardebil	1.257.624	1,7%	17
Esfahan	4.454.595	6,5%	69
Ilam	545.093	0,8%	8
Bushehr	816.115	1,3%	12
Tehran	12.150.742	19%	204
Chaharmahal & Bakhtiari	842.002	1,2%	10
Northern Khorasan	821.608	1,2%	13
Southern Khorasan	616.206	0,9%	8
Khorasan Rasavi	5.408.925	7,9%	76
Khuzestan	4.345.607	6,1%	60
Zanjan	970.946	1,4%	12
Semnan	589.512	0,8%	9
Sistan & Baluchestan	2.290.076	3,4%	33
Fars	4.385.869	6,2%	63
Qazvin	1.166.861	1,6%	19
Qom	1.064.456	1,5%	15
Kordestan	1.574.118	2,0%	19
Kerman	2.432.927	3,8%	34
Kermanshah	1.938.060	2,7%	25
Kohgiluyeh & Boyerahmad	695.099	0,9%	8
Gilan	2.410.523	3,4%	37
Golestan	1.637.063	2,3%	20
Lorestan	1.758.628	2,4%	20
Mazandaran	2.818.831	4,1%	41
Markazi	1.361.394	1,9%	18
Hormozgan	1.314.667	2,0%	18
Hamadan	1.738.772	2,4%	26
Yazd	958.318	1,4%	16

**Terror Free Tomorrow
Iran- February 2008
Topline**

M5: Urbanization

	Frequency	Percent
Major Metros	279	27.8
Other Urban	410	40.9
Towns	276	27.6
Villages	36	3.6
Total	1001	100.0

Terror Free Tomorrow: Iran, February 2008

M6: Province

	Frequency	Percent
Ardebil	17	1.7
Azerbaijani Gharbi	41	4.1
Azerbaijani Sharqi	49	4.9
Bushehr	12	1.2
Chahar Mahall Va Bakhtiari	10	1.0
Esfahan	69	6.9
Fars	63	6.3
Gilan	37	3.7
Hamadan	26	2.6
Hormozgan	18	1.8
Ilam	8	.8
Kerman	34	3.4
Kermanshahan	25	2.5
South Khorasan	8	.8
Khuzestan	60	6.0
Kohkiluyeh Va Buyer Ahmadi	8	.8
Kordestan	19	1.9
Lorestan	20	2.0
Markazi	18	1.8
Mazandaran	41	4.1
Semnan	9	.9
Sistan Va Baluchistan	33	3.3
Tehran	204	20.4
Yazd	16	1.6
Zanjan	12	1.2
Qazvin	19	1.9
Qom	15	1.5
Golestan	20	2.0
Khorasan Rezavi	76	7.6
North Khorasan	13	1.3
Total	1001	100.0

Terror Free Tomorrow: Iran, February 2008

Q1: Which of the following sources do you use most often for news and information?

	Frequency	Percent
Television	926	92.6
Radio	17	1.7
Newspapers	21	2.1
Internet	22	2.2
Mosque	3	.3
Friends and Family	5	.5
Other sources	4	.4
Refused	1	.1
Total	1001	100.0

Terror Free Tomorrow: Iran, February 2008

Q2a: Do you have access to the Internet...at home?

	Frequency	Percent
Yes	271	27.1
No	727	72.7
Refused	2	.2
Total	1001	100.0

Terror Free Tomorrow: Iran, February 2008

Q2b: Do you have access to the Internet...at work?

	Frequency	Percent
Yes	120	12.0
No	878	87.8
Refused	3	.3
Total	1001	100.0

Terror Free Tomorrow: Iran, February 2008

Q2c: Do you have access to the Internet...at another location?

	Frequency	Percent
Yes	59	5.9
No	938	93.7
Refused	3	.3
Total	1001	100.0

Terror Free Tomorrow: Iran, February 2008

Q3: (ASK ONLY THOSE WHO HAVE INTERNET ACCESS (“1” at Q2a, b, or c)):

How many days a week do you access the Internet?

	Frequency	Valid Percent
Every day or almost every day	91	29.2
Three or four days a week	68	21.9
One or two days a week	86	27.5
Less than once a week	56	18.0
Never	7	2.3
Refused	4	1.1
Total	312	100.0
Missing Not Asked	689	
Total	1001	

Terror Free Tomorrow: Iran, February 2008

Q4: Do you think the economy in Iran today is going in the right direction, or do you think it is going in the wrong direction?

	Frequency	Percent
The Iranian economy is headed in the right direction	416	41.5
The Iranian economy is headed in the wrong direction	316	31.6
Neither Right nor Wrong Direction	138	13.8
Refused	26	2.6
Don't know	105	10.4
Total	1001	100.0

Terror Free Tomorrow: Iran, February 2008

Q5: How do you feel about the overall economic situation in Iran today? Would you say the overall economic situation is excellent, good, fair or poor?

	Frequency	Percent
Excellent	42	4.2
Good	230	23.0
Fair	437	43.7
Poor	257	25.7
Refused	15	1.5
Don't know	19	1.9
Total	1001	100.0

Terror Free Tomorrow: Iran, February 2008

Q6: In terms of your own personal economic situation, do you think your financial situation today is better, the same, or worse than it was when President Ahmadinejad took office in August 2005?

	Frequency	Percent
Better	277	27.7
The same	478	47.7
Worse	238	23.8
Refused	3	.3
Don't know	5	.5
Total	1001	100.0

Terror Free Tomorrow: Iran, February 2008

Q7: Overall, would you say President Ahmadinejad's policies have or have not succeeded in reducing unemployment and inflation?

	Frequency	Percent
Have succeeded	416	41.6
Have not succeeded	496	49.6
Refused	23	2.3
Don't know	65	6.5
Total	1001	100.0

Terror Free Tomorrow: Iran, February 2008

Q8: Do you feel that President Ahmadinejad has kept his campaign promise to “put oil money on the tables of the people themselves”?

	Frequency	Percent
Yes	315	31.5
No	545	54.5
Refused	40	4.0
Don't know	100	10.0
Total	1001	100.0

Terror Free Tomorrow: Iran, February 2008

Q9a: I will read a list of countries. Please tell me your opinion of each country. Is your opinion very favorable, somewhat favorable, somewhat unfavorable, or very unfavorable?

China

	Frequency	Percent
Very favorable	294	29.4
Somewhat favorable	360	36.0
Somewhat unfavorable	89	8.9
Very unfavorable	61	6.1
Refused	41	4.1
Don't Know	154	15.4
Total	1001	100.0

Terror Free Tomorrow: Iran, February 2008

Q9b: I will read a list of countries. Please tell me your opinion of each country. Is your opinion very favorable, somewhat favorable, somewhat unfavorable, or very unfavorable?

The United States

	Frequency	Percent
Very favorable	140	14.0
Somewhat favorable	200	19.9
Somewhat unfavorable	97	9.7
Very unfavorable	390	39.0
Refused	46	4.6
Don't Know	127	12.7
Total	1001	100.0

Terror Free Tomorrow: Iran, February 2008

Q9c: I will read a list of countries. Please tell me your opinion of each country. Is your opinion very favorable, somewhat favorable, somewhat unfavorable, or very unfavorable?

Saudi Arabia

	Frequency	Percent
Very favorable	218	21.8
Somewhat favorable	358	35.8
Somewhat unfavorable	148	14.8
Very unfavorable	89	8.9
Refused	42	4.2
Don't Know	145	14.5
Total	1001	100.0

Terror Free Tomorrow: Iran, February 2008

Q9d: I will read a list of countries. Please tell me your opinion of each country. Is your opinion very favorable, somewhat favorable, somewhat unfavorable, or very unfavorable?

Turkey

	Frequency	Percent
Very favorable	303	30.2
Somewhat favorable	356	35.6
Somewhat unfavorable	82	8.2
Very unfavorable	45	4.5
Refused	47	4.7
Don't Know	168	16.8
Total	1001	100.0

Terror Free Tomorrow: Iran, February 2008

Q9e: I will read a list of countries. Please tell me your opinion of each country. Is your opinion very favorable, somewhat favorable, somewhat unfavorable, or very unfavorable?

France

	Frequency	Percent
Very favorable	238	23.8
Somewhat favorable	280	28.0
Somewhat unfavorable	133	13.3
Very unfavorable	91	9.1
Refused	50	5.0
Don't Know	208	20.8
Total	1001	100.0

Terror Free Tomorrow: Iran, February 2008

Q9f: I will read a list of countries. Please tell me your opinion of each country. Is your opinion very favorable, somewhat favorable, somewhat unfavorable, or very unfavorable?

Isreal

	Frequency	Percent
Very favorable	22	2.2
Somewhat favorable	61	6.1
Somewhat unfavorable	130	13.0
Very unfavorable	609	60.9
Refused	48	4.8
Don't Know	131	13.1
Total	1001	100.0

Terror Free Tomorrow: Iran, February 2008

Q10a: I will now read a list of different kinds of people. Please tell me your opinion of each group of people. Is your opinion very favorable, somewhat favorable, somewhat unfavorable, or very unfavorable?

Chinese

	Frequency	Percent
Very favorable	192	19.2
Somewhat favorable	400	40.0
Somewhat unfavorable	84	8.4
Very unfavorable	37	3.7
Refused	41	4.1
Don't Know	245	24.5
Total	1001	100.0

Terror Free Tomorrow: Iran, February 2008

Q10b: I will now read a list of different kinds of people. Please tell me your opinion of each group of people. Is your opinion very favorable, somewhat favorable, somewhat unfavorable, or very unfavorable?

Arabs

	Frequency	Percent
Very favorable	142	14.2
Somewhat favorable	414	41.4
Somewhat unfavorable	129	12.8
Very unfavorable	92	9.2
Refused	41	4.1
Don't Know	183	18.3
Total	1001	100.0

Terror Free Tomorrow: Iran, February 2008

Q10c: I will now read a list of different kinds of people. Please tell me your opinion of each group of people. Is your opinion very favorable, somewhat favorable, somewhat unfavorable, or very unfavorable?

Americans

	Frequency	Percent
Very favorable	151	15.1
Somewhat favorable	358	35.8
Somewhat unfavorable	113	11.3
Very unfavorable	114	11.4
Refused	43	4.3
Don't Know	220	22.0
Total	1001	100.0

Terror Free Tomorrow: Iran, February 2008

Q10d: I will now read a list of different kinds of people. Please tell me your opinion of each group of people. Is your opinion very favorable, somewhat favorable, somewhat unfavorable, or very unfavorable?

French

	Frequency	Percent
Very favorable	170	17.0
Somewhat favorable	372	37.2
Somewhat unfavorable	100	10.0
Very unfavorable	40	4.0
Refused	42	4.2
Don't Know	276	27.6
Total	1001	100.0

Terror Free Tomorrow: Iran, February 2008

Q10e: I will now read a list of different kinds of people. Please tell me your opinion of each group of people. Is your opinion very favorable, somewhat favorable, somewhat unfavorable, or very unfavorable?

Turks

	Frequency	Percent
Very favorable	237	23.7
Somewhat favorable	411	41.1
Somewhat unfavorable	57	5.7
Very unfavorable	24	2.4
Refused	36	3.6
Don't Know	234	23.4
Total	1001	100.0

Terror Free Tomorrow: Iran, February 2008

Q10f: I will now read a list of different kinds of people. Please tell me your opinion of each group of people. Is your opinion very favorable, somewhat favorable, somewhat unfavorable, or very unfavorable?

Sunni Muslims

	Frequency	Percent
Very favorable	316	31.6
Somewhat favorable	439	43.9
Somewhat unfavorable	42	4.2
Very unfavorable	12	1.2
Refused	32	3.2
Don't Know	160	16.0
Total	1001	100.0

Terror Free Tomorrow: Iran, February 2008

Q10g: I will now read a list of different kinds of people. Please tell me your opinion of each group of people. Is your opinion very favorable, somewhat favorable, somewhat unfavorable, or very unfavorable?

Jews

	Frequency	Percent
Very favorable	104	10.4
Somewhat favorable	277	27.6
Somewhat unfavorable	149	14.9
Very unfavorable	185	18.5
Refused	42	4.2
Don't Know	243	24.3
Total	1001	100.0

Terror Free Tomorrow: Iran, February 2008

Q10h: I will now read a list of different kinds of people. Please tell me your opinion of each group of people. Is your opinion very favorable, somewhat favorable, somewhat unfavorable, or very unfavorable?

Christians

	Frequency	Percent
Very favorable	232	23.2
Somewhat favorable	446	44.5
Somewhat unfavorable	63	6.3
Very unfavorable	37	3.7
Refused	37	3.7
Don't Know	186	18.6
Total	1001	100.0

Terror Free Tomorrow: Iran, February 2008

Q11a: Do you favor or oppose investment from Western countries in Iran to create more jobs?

	Frequency	Percent
Strongly favor	523	52.2
Somewhat favor	234	23.4
Somewhat oppose	64	6.4
Strongly oppose	132	13.2
Refused	11	1.1
Don't know	36	3.6
Total	1001	100.0

Terror Free Tomorrow: Iran, February 2008

Q11b: Do you favor or oppose medical, education and humanitarian assistance from Western countries to Iranian people in need?

	Frequency	Percent
Strongly favor	614	61.4
Somewhat favor	225	22.5
Somewhat oppose	54	5.4
Strongly oppose	88	8.8
Refused	3	.3
Don't know	16	1.6
Total	1001	100.0

Terror Free Tomorrow: Iran, February 2008

Q12a: Do you favor or oppose the Government of the Islamic Republic of Iran developing nuclear energy?

	Frequency	Percent
Strongly favor	778	77.7
Somewhat favor	115	11.5
Somewhat oppose	23	2.3
Strongly oppose	25	2.5
Refused	21	2.1
Don't know	39	3.9
Total	1001	100.0

Terror Free Tomorrow: Iran, February 2008

Q12b: Apart from nuclear energy, do you favor or oppose the Government of the Islamic Republic of Iran developing nuclear weapons?

	Frequency	Percent
Strongly favor	363	36.2
Somewhat favor	151	15.1
Somewhat oppose	95	9.5
Strongly oppose	292	29.1
Refused	28	2.8
Don't know	72	7.2
Total	1001	100.0

Terror Free Tomorrow: Iran, February 2008

Q13a: I'm going to read a list of types of assistance which Iran has been offered by other countries. These have been offered if Iran provides full inspections and a guarantee not to develop or possess nuclear weapons. For each, please tell me if you would support or oppose Iran receiving this type of assistance in return for Iran guaranteeing not to develop nuclear weapons.

Trade and capital investment overall to create more jobs

	Frequency	Percent
Support	698	69.8
Oppose	221	22.0
Refused question	17	1.7
Don't know	65	6.5
Total	1001	100.0

Terror Free Tomorrow: Iran, February 2008

Q13b: I'm going to read a list of types of assistance which Iran has been offered by other countries. These have been offered if Iran provides full inspections and a guarantee not to develop or possess nuclear weapons. For each, please tell me if you would support or oppose Iran receiving this type of assistance in return for Iran guaranteeing not to develop nuclear weapons.

Trade and capital investment in energy refineries to lower the price of gasoline

	Frequency	Percent
Support	671	67.0
Oppose	222	22.1
Refused question	21	2.1
Don't know	87	8.7
Total	1001	100.0

Terror Free Tomorrow: Iran, February 2008

Q13c: I'm going to read a list of types of assistance which Iran has been offered by other countries. These have been offered if Iran provides full inspections and a guarantee not to develop or possess nuclear weapons. For each, please tell me if you would support or oppose Iran receiving this type of assistance in return for Iran guaranteeing not to develop nuclear weapons.

Medical, education and humanitarian assistance to Iranian people in need

	Frequency	Percent
Support	687	68.7
Oppose	236	23.6
Refused question	23	2.3
Don't know	53	5.3
Total	1001	100.0

Terror Free Tomorrow: Iran, February 2008

Q13d: I'm going to read a list of types of assistance which Iran has been offered by other countries. These have been offered if Iran provides full inspections and a guarantee not to develop or possess nuclear weapons. For each, please tell me if you would support or oppose Iran receiving this type of assistance in return for Iran guaranteeing not to develop nuclear weapons.

Technological assistance for developing peaceful nuclear energy

	Frequency	Percent
Support	705	70.5
Oppose	202	20.2
Refused question	27	2.7
Don't know	66	6.6
Total	1001	100.0

Terror Free Tomorrow: Iran, February 2008

Q14a: I am going to read you a list of possible long-term goals for the government of Iran. Please tell me whether you think these goals are very important, somewhat important, somewhat unimportant, or not at all important for the government of Iran

Developing an arsenal of nuclear weapons

	Frequency	Percent
Very important	229	22.9
Somewhat important	246	24.5
Somewhat unimportant	162	16.2
Not at all important	197	19.7
Refused	39	3.9
Don't Know	128	12.8
Total	1001	100.0

Terror Free Tomorrow: Iran, February 2008

Q14b: I am going to read you a list of possible long-term goals for the government of Iran. Please tell me whether you think these goals are very important, somewhat important, somewhat unimportant, or not at all important for the government of Iran

Improving the Iranian economy

	Frequency	Percent
Very important	729	72.9
Somewhat important	143	14.3
Somewhat unimportant	65	6.5
Not at all important	25	2.5
Refused	11	1.1
Don't Know	27	2.7
Total	1001	100.0

Terror Free Tomorrow: Iran, February 2008

Q14c: I am going to read you a list of possible long-term goals for the government of Iran. Please tell me whether you think these goals are very important, somewhat important, somewhat unimportant, or not at all important for the government of Iran

Providing financial support for Arab and other foreign groups such as Hamas and Hezbollah

	Frequency	Percent
Very important	305	30.5
Somewhat important	272	27.2
Somewhat unimportant	179	17.9
Not at all important	126	12.6
Refused	29	2.9
Don't Know	89	8.9
Total	1001	100.0

Terror Free Tomorrow: Iran, February 2008

Q14d: I am going to read you a list of possible long-term goals for the government of Iran. Please tell me whether you think these goals are very important, somewhat important, somewhat unimportant, or not at all important for the government of Iran

Seeking trade and political relations with Western countries

	Frequency	Percent
Very important	355	35.5
Somewhat important	353	35.3
Somewhat unimportant	133	13.3
Not at all important	50	5.0
Refused	16	1.6
Don't Know	93	9.3
Total	1001	100.0

Terror Free Tomorrow: Iran, February 2008

Q14e: I am going to read you a list of possible long-term goals for the government of Iran. Please tell me whether you think these goals are very important, somewhat important, somewhat unimportant, or not at all important for the government of Iran

Ensuring free elections

	Frequency	Percent
Very important	550	55.0
Somewhat important	265	26.5
Somewhat unimportant	71	7.1
Not at all important	31	3.1
Refused	16	1.6
Don't Know	67	6.7
Total	1001	100.0

Terror Free Tomorrow: Iran, February 2008

Q14f: I am going to read you a list of possible long-term goals for the government of Iran. Please tell me whether you think these goals are very important, somewhat important, somewhat unimportant, or not at all important for the government of Iran

Ensuring a free press

	Frequency	Percent
Very important	500	49.9
Somewhat important	281	28.1
Somewhat unimportant	81	8.1
Not at all important	52	5.2
Refused	19	1.9
Don't Know	69	6.9
Total	1001	100.0

Terror Free Tomorrow: Iran, February 2008

Q15a: Do you support or oppose the Government of Iran providing military and financial assistance to each of the following groups.

Palestinian opposition groups like Hamas and Islamic Jihad

	Frequency	Percent
Strongly support	381	38.1
Somewhat support	231	23.1
Somewhat oppose	147	14.7
Strongly oppose	174	17.4
Refused	22	2.2
Don't know	46	4.6
Total	1001	100.0

Terror Free Tomorrow: Iran, February 2008

Q15b: Do you support or oppose the Government of Iran providing military and financial assistance to each of the following groups.

Lebanese Hezbollah

	Frequency	Percent
Strongly support	380	38.0
Somewhat support	227	22.6
Somewhat oppose	148	14.8
Strongly oppose	176	17.6
Refused	23	2.3
Don't know	47	4.7
Total	1001	100.0

Terror Free Tomorrow: Iran, February 2008

Q15c: Do you support or oppose the Government of Iran providing military and financial assistance to each of the following groups.

Iraqi Shiite militias

	Frequency	Percent
Strongly support	358	35.8
Somewhat support	236	23.6
Somewhat oppose	152	15.2
Strongly oppose	182	18.2
Refused	21	2.1
Don't know	51	5.1
Total	1001	100.0

Terror Free Tomorrow: Iran, February 2008

Q16: Please listen as I read the following statements and tell me which is closest to your own opinion.

	Frequency	Percent
I would favor a peace treaty recognizing the State of Israel, if an independent Palestinian state is established.	241	24.1
I oppose any peace treaty recognizing the State of Israel, and I favor all Muslims continuing to fight until there is no State of Israel in the Middle East	634	63.4
Refused	69	6.9
Don't Know	56	5.6
Total	1001	100.0

Terror Free Tomorrow: Iran, February 2008

Q17: Do you favor or oppose the government of Iran working with the United States to help resolve the Iraq war?

	Frequency	Percent
Strongly favor	475	47.4
Somewhat favor	238	23.8
Somewhat oppose	65	6.5
Strongly oppose	144	14.4
Refused	32	3.2
Don't know	47	4.7
Total	1001	100.0

Terror Free Tomorrow: Iran, February 2008

Q18: Do you favor or oppose full, unconditional negotiations between the government of the Islamic Republic of Iran and the government of the United States?

	Frequency	Percent
Strongly favor	389	38.9
Somewhat favor	224	22.4
Somewhat oppose	105	10.5
Strongly oppose	178	17.8
Refused	37	3.7
Don't know	68	6.8
Total	1001	100.0

Terror Free Tomorrow: Iran, February 2008

Q19: What do you think would be the effect of full, unconditional negotiations between the government of the Islamic Republic of Iran and the government of the United States? Please tell me which of the following statements is closest to your opinion:

	Frequency	Percent
Full, unconditional negotiations between the US and the Islamic Republic will serve to strengthen the current government of the Islamic Republic.	272	27.2
Full, unconditional negotiations between the US and the Islamic Republic will strengthen those in Iran who support reform and change.	235	23.5
Neither	225	22.5
Refused	94	9.4
Don't Know	174	17.4
Total	1001	100.0

Terror Free Tomorrow: Iran, February 2008

Q20a: In the past, some Iranian diplomats have offered proposals to the United States that would lead to normal relations. I will read you some of the proposals, beginning with those Iran asked for from the United States. For each, please tell me whether you favor or oppose this proposal?

Full United States recognition of Iran and normalized trade relations.

	Frequency	Percent
Strongly favor	598	59.8
Somewhat favor	159	15.8
Somewhat oppose	49	4.9
Strongly oppose	91	9.1
Refused	27	2.7
Don't know	76	7.6
Total	1001	100.0

Terror Free Tomorrow: Iran, February 2008

Q20b: In the past, some Iranian diplomats have offered proposals to the United States that would lead to normal relations. I will read you some of the proposals, beginning with those Iran asked for from the United States. For each, please tell me whether you favor or oppose this proposal?

Full access for Iran to peaceful nuclear technology.

	Frequency	Percent
Strongly favor	742	74.2
Somewhat favor	116	11.6
Somewhat oppose	13	1.3
Strongly oppose	35	3.4
Refused	25	2.5
Don't know	69	6.9
Total	1001	100.0

Terror Free Tomorrow: Iran, February 2008

Q21a: Now, I am going to read you several proposals which some Iranian diplomats were willing to give to the United States in return for normal relations. For each, please tell me whether you would favor or oppose this proposal.

Full transparency by Iran to assure that there are no Iranian endeavors to develop or possess nuclear weapons.

	Frequency	Percent
Strongly favor	247	24.7
Somewhat favor	167	16.7
Somewhat oppose	141	14.1
Strongly oppose	286	28.6
Refused	39	3.9
Don't know	121	12.1
Total	1001	100.0

Terror Free Tomorrow: Iran, February 2008

Q21b: Now, I am going to read you several proposals which some Iranian diplomats were willing to give to the United States in return for normal relations. For each, please tell me whether you would favor or oppose this proposal.

Endorse recognizing Israel and Palestine each as separate, independent states.

	Frequency	Percent
Strongly favor	271	27.1
Somewhat favor	183	18.3
Somewhat oppose	118	11.8
Strongly oppose	285	28.5
Refused	45	4.5
Don't know	98	9.8
Total	1001	100.0

Terror Free Tomorrow: Iran, February 2008

Q21c: Now, I am going to read you several proposals which some Iranian diplomats were willing to give to the United States in return for normal relations. For each, please tell me whether you would favor or oppose this proposal.

Ending Iranian support for any armed group inside Iraq and only using Iranian influence to actively support a peaceful, democratic government in Iraq.

	Frequency	Percent
Strongly favor	326	32.6
Somewhat favor	190	19.0
Somewhat oppose	114	11.4
Strongly oppose	202	20.2
Refused	48	4.8
Don't know	120	11.9
Total	1001	100.0

Terror Free Tomorrow: Iran, February 2008

Q22a: Would the following improve your opinion of the United States?

Free trade treaty between the US and Iran?

	Frequency	Percent
A great deal	348	34.8
Somewhat	283	28.3
Not significantly	91	9.1
Not at all	192	19.2
Refused	31	3.1
Don't Know	54	5.4
Total	1001	100.0

Terror Free Tomorrow: Iran, February 2008

Q22b: Would the following improve your opinion of the United States?

The U.S. brokering a comprehensive Middle East peace between Israelis and Palestinians?

	Frequency	Percent
A great deal	144	14.4
Somewhat	221	22.1
Not significantly	175	17.5
Not at all	336	33.5
Refused	39	3.9
Don't Know	86	8.6
Total	1001	100.0

Terror Free Tomorrow: Iran, February 2008

Q22c: Would the following improve your opinion of the United States?

Withdrawal of US forces from Iraq?

	Frequency	Percent
A great deal	298	29.7
Somewhat	296	29.6
Not significantly	97	9.7
Not at all	208	20.8
Refused	38	3.8
Don't Know	64	6.4
Total	1001	100.0

Terror Free Tomorrow: Iran, February 2008

Q22d: Would the following improve your opinion of the United States?

US working to spread democracy inside Iran?

	Frequency	Percent
A great deal	121	12.1
Somewhat	195	19.5
Not significantly	193	19.3
Not at all	364	36.4
Refused	41	4.1
Don't Know	86	8.6
Total	1001	100.0

Terror Free Tomorrow: Iran, February 2008

Q22e: Would the following improve your opinion of the United States?

US re-opening embassy in Tehran and engaging in comprehensive negotiations with Iran?

	Frequency	Percent
A great deal	226	22.6
Somewhat	280	28.0
Not significantly	141	14.0
Not at all	255	25.5
Refused	36	3.6
Don't Know	63	6.3
Total	1001	100.0

Terror Free Tomorrow: Iran, February 2008

Q22f: Would the following improve or not improve you opinion of the United States?

US increasing visas for Iranians to come to study or work in US?

	Frequency	Percent
A great deal	354	35.4
Somewhat	280	28.0
Not significantly	81	8.1
Not at all	198	19.8
Refused	32	3.2
Don't Know	56	5.6
Total	1001	100.0

Terror Free Tomorrow: Iran, February 2008

Q23a: I am going to read you a list of three options for governing Iran. Please tell me whether you support or oppose each as a form of government for Iran

A political system where the Supreme Leader rules according to religious principles, and cannot be chosen or replaced by a direct vote of the people

	Frequency	Percent
Strongly support	193	19.2
Somewhat support	192	19.2
Somewhat oppose	164	16.4
Strongly oppose	391	39.0
Refused	24	2.4
Don't know	38	3.8
Total	1001	100.0

Terror Free Tomorrow: Iran, February 2008

Q23b: I am going to read you a list of three options for governing Iran. Please tell me whether you support or oppose each as a form of government for Iran

A political system where the Supreme Leader, along with all leaders, can be chosen and replaced by a free and direct vote of the people

	Frequency	Percent
Strongly support	714	71.3
Somewhat support	146	14.6
Somewhat oppose	37	3.7
Strongly oppose	54	5.4
Refused	19	1.9
Don't know	30	3.0
Total	1001	100.0

Q23c: I am going to read you a list of three options for governing Iran. Please tell me whether you support or oppose each as a form of government for Iran

A political system where there is a monarch who is not elected by the people, rules for life, and his family inherits the right to rule

	Frequency	Percent
Strongly support	25	2.5
Somewhat support	52	5.2
Somewhat oppose	150	15.0
Strongly oppose	698	69.7
Refused	27	2.7
Don't know	49	4.9
Total	1001	100.0

Terror Free Tomorrow: Iran, February 2008

Q24: Now, I would like to ask you some questions about the Parliamentary elections in March 2008. Do you intend to vote in the Parliamentary elections?

	Frequency	Percent
Yes	827	82.7
No	108	10.8
Refused	18	1.8
Don't Know	48	4.8
Total	1001	100.0

Terror Free Tomorrow: Iran, February 2008

Q25: Do you think that the elections for the Parliament in March 2008 will be free and fair, or do you think they were not free and fair?

	Frequency	Percent
Free and fair	696	69.6
Not free and fair	150	15.0
Refused	37	3.7
Don't Know	117	11.7
Total	1001	100.0

Terror Free Tomorrow: Iran, February 2008

Q26: If the Parliamentary elections were held next week, which group would you vote for?

	Frequency	Percent
Conservatives	79	7.9
Reformists	217	21.7
Neither	316	31.6
Refused	130	13.0
Don't Know	258	25.8
Total	1001	100.0

Terror Free Tomorrow: Iran, February 2008

Q27: Some people favor a boycott of the Parliamentary elections scheduled for March 14th. Some oppose a boycott. Do you support or oppose a boycott of Iran's elections on March 14th?

	Frequency	Percent
Strongly support	101	10.1
Somewhat support	71	7.1
Somewhat oppose	107	10.7
Strongly oppose	548	54.8
Refused	50	4.9
Don't know	124	12.3
Total	1001	100.0

Terror Free Tomorrow: Iran, February 2008

Q28: Some people think that reformist candidates, including members of former President Khatami's cabinet, should be excluded from running in the Parliamentary elections scheduled for March 14th. Other people think that all reformist candidates should be allowed to run for Parliament. Do you think that reformist candidates should be barred from standing for election, or be allowed to run in Iran's elections on March 14th?

	Frequency	Percent
Exclude Reformist candidates from running	101	10.1
Allow all Reformist candidates to run	685	68.4
Refused	68	6.8
Don't know	146	14.6
Total	1001	100.0

Terror Free Tomorrow: Iran, February 2008

Demographics

D1: Gender

	Frequency	Percent
Male	509	50.9
Female	492	49.1
Total	1001	100.0

Terror Free Tomorrow: Iran, February 2008

D2: Age (In Categories)

	Frequency	Percent
18-24	263	26.3
25-34	268	26.8
35-44	191	19.1
45-54	130	13.0
55+	149	14.9
Total	1001	100.0

Terror Free Tomorrow: Iran, February 2008

D3a: What is your job status? Are you....

	Frequency	Percent
Working Full-Time (40+ hours)	306	30.6
Working Part-Time (less than 40 hours)	72	7.2
Unemployed, Looking for Work	61	6.1
Unemployed, Not Looking for Work	21	2.1
Housewife (not working outside the home)	310	30.9
Student/Apprentice	169	16.8
Retired/Disabled	60	5.9
Other	1	.1
Refused	1	.1
Total	1001	100.0

Terror Free Tomorrow: Iran, February 2008

D3b: [ASK IF WORKING CODES 1 and 2 in D-3a]

Are you working in the field that you studied or were trained to work in?....

		Frequency	Valid Percent
Valid	Yes, working in my field of expertise/function I was trained for	172	45.5
	No, not working in my field of expertise or function that I was trained for	132	35.1
	Was never trained for any field or occupation	35	9.2
	Other	21	5.5
	Refused	6	1.5
	Don't Know	12	3.2
	Total	378	100.0
Missing	System	623	
Total		1001	

Terror Free Tomorrow: Iran, February 2008

D3c: [ASK IF STUDENT/APPRENTICE (Code 6 in D-3a)]

Do you think you will be able to find work in the field you are studying or training for when you complete your studies or training?

		Frequency	Valid Percent
	Yes, I think I will be able to find work in my field	95	56.5
	No, I do not think I will be able to find work in my field	53	31.5
	Other	2	1.1
	Refused	3	1.8
	Don't Know	15	9.1
	Total	169	100.0
Missing	System	832	
Total		1001	

Terror Free Tomorrow: Iran, February 2008

**D4: (Ask those who are working "Full" Or "Part" time in D-3a):
Are you....?**

	Frequency	Valid Percent
Self-employed	116	30.7
State Company	105	27.7
Foundation	1	.3
Private Firm/Factory of 10 or Less Employees	68	17.9
Private Firm/Factory of More Than 10 Employees	22	5.8
Other	62	16.4
Refused	3	.7
Don't Know	2	.5
Total	378	100.0
Missing System	623	
Total	1001	

Terror Free Tomorrow: Iran, February 2008

D5: (Ask those who are working "Full" Or "Part" time in D-3a)

What is your primary occupation?

	Frequency	Valid Percent
Owner of a Large Business	12	3.3
Enterprise Manager	9	2.5
Department/Div. Manager	10	2.6
Professional	27	7.2
White Collar Worker	27	7.1
Clerical Worker	50	13.3
Skilled Worker	30	8.1
Semi-Skilled Worker	10	2.5
Unskilled Worker	42	11.2
Military (Officer)	1	.3
Civil Servants	41	10.7
Farmers, Fishermen	15	4.0
Landless Agricultural Laborer	3	.7
Small Business Owner, Shopkeeper	90	23.8
Refused	9	2.4
Don't Know	2	.4
Total	378	100.0
Missing System	623	
Total	1001	

Terror Free Tomorrow: Iran, February 2008

D6a: Years of Formal Education

	Frequency	Percent
0-6 Years	167	16.7
7-14 Years	660	66.0
15-21 Years	171	17.1
22+ Years	3	.3
Total	1001	100.0

Terror Free Tomorrow: Iran, February 2008

D6b: Educational Achievement

	Frequency	Percent
Illiterate	16	1.6
No Formal Education But Read & Write	12	1.2
Some/Finished Elementary	96	9.6
Some/Finished Intermediate	94	9.4
Some Secondary	101	10.0
Finished Secondary	363	36.3
Some/Finished College	162	16.2
Finished University	155	15.5
Total	1001	100.0

Terror Free Tomorrow: Iran, February 2008

D7: What is your religious affiliation?

	Frequency	Percent
Shia Muslim	906	90.5
Sunni Muslim	31	3.1
Muslim	48	4.8
Other	3	.3
Refused	9	.9
Don't Know	5	.5
Total	1001	100.0

Terror Free Tomorrow: Iran, February 2008

D8a: (Ask if Answered “1”, “2”, or “3” to D-7): Please tell me whether you regularly, sometimes, or never engage in the following religious practices.

Pray Five Times a Day

	Frequency	Valid Percent
Regularly	829	84.3
Sometimes	132	13.4
Never	18	1.8
Refused	4	.4
Don't Know	1	.1
Total	984	100.0
Missing Not Asked	16	
Total	1001	

Terror Free Tomorrow: Iran, February 2008

D8b: (Ask if Answered “1”, “2”, or “3” to D-7): Please tell me whether you regularly, sometimes, or never engage in the following religious practices.

Fast During Ramadan

	Frequency	Valid Percent
Regularly	836	85.0
Sometimes	111	11.3
Never	32	3.2
Refused	4	.4
Don't Know	1	.1
Total	984	100.0
Missing Not Asked	16	
Total	1001	

Terror Free Tomorrow: Iran, February 2008

D9: (Ask if Answered "1", "2", or "3" to D-7):

How Often Do You Attend Mosque?

	Frequency	Valid Percent
Daily	136	13.8
Several Times a Week	116	11.8
Once a Week	144	14.6
Monthly	136	13.8
Several Times a Year	267	27.2
Once a Year or Less	71	7.2
Never	105	10.7
Refused	8	.8
Don't Know	2	.2
Total	984	100.0
Missing Not Asked	16	
Total	1001	

Terror Free Tomorrow: Iran, February 2008

D10: What is your household's total monthly income from all sources, that is all types of income for all persons living at this address? Is it...

	Frequency	Percent
100,000 Tomans or Less	32	3.2
100,001 - 150,000 Tomans	35	3.5
150,001 - 200,000 Tomans	165	16.5
200,001 - 400,000 Tomans	418	41.8
400,001 - 600,000 Tomans	158	15.8
600,001 - 800,000 Tomans	55	5.5
800,001 Tomans or Greater	43	4.3
Refused	57	5.7
Don't Know	37	3.7
Total	1001	100.0

Terror Free Tomorrow: Iran, February 2008

D11: Would you describe your household as upper class, middle class, working class or poor?

	Frequency	Percent
Upper (A/B)	13	1.3
Middle (C1,C2)	640	64.0
Working (D)	225	22.5
Poor (E)	120	12.0
Refused	1	.1
Total	1001	100.0

Terror Free Tomorrow: Iran, February 2008

D12: What is your ethnic origin?

	Frequency	Percent
Persian	540	54.0
Azeri	203	20.3
Gilaki & Mazanderani	77	7.7
Kurd	71	7.1
Arab	17	1.7
Lur	60	6.0
Baloch	15	1.5
Turkmen	3	.3
Other	12	1.2
Refused	2	.2
Total	1001	100.0

Terror Free Tomorrow: Iran, February 2008

D13a: Can you tell me the languages that you speak well enough to understand a radio newscast in that language?

Persian

	Frequency	Percent
Yes	1001	100.0

Terror Free Tomorrow: Iran, February 2008

D13b: Can you tell me the languages that you speak well enough to understand a radio newscast in that language?

Azeri

	Frequency	Percent
Yes	213	21.3
No	780	77.9
Refused	8	.8
Total	1001	100.0

Terror Free Tomorrow: Iran, February 2008

D13c: Can you tell me the languages that you speak well enough to understand a radio newscast in that language?

Kurdish

	Frequency	Percent
Yes	91	9.1
No	901	90.0
Refused	9	.9
Total	1001	100.0

Terror Free Tomorrow: Iran, February 2008

D13d: Can you tell me the languages that you speak well enough to understand a radio newscast in that language?

Arabic

	Frequency	Percent
Yes	118	11.7
No	873	87.3
Refused	10	1.0
Total	1001	100.0

Terror Free Tomorrow: Iran, February 2008

D13e: Can you tell me the languages that you speak well enough to understand a radio newscast in that language?

Turkish

	Frequency	Percent
Yes	102	10.2
No	889	88.9
Refused	10	1.0
Total	1001	100.0

Terror Free Tomorrow: Iran, February 2008

D13f: Can you tell me the languages that you speak well enough to understand a radio newscast in that language?

Dari

	Frequency	Percent
Yes	2	.2
No	988	98.7
Refused	11	1.1
Total	1001	100.0

Terror Free Tomorrow: Iran, February 2008

D13g: Can you tell me the languages that you speak well enough to understand a radio newscast in that language?

English

	Frequency	Percent
Yes	254	25.4
No	739	73.9
Refused	8	.8
Total	1001	100.0

Terror Free Tomorrow: Iran, February 2008

D13h: Can you tell me the languages that you speak well enough to understand a radio newscast in that language?

French

	Frequency	Percent
Yes	3	.3
No	987	98.6
Refused	11	1.1
Total	1001	100.0

Terror Free Tomorrow: Iran, February 2008

D13i: Can you tell me the languages that you speak well enough to understand a radio newscast in that language?

German

	Frequency	Percent
Yes	2	.2
No	988	98.8
Refused	11	1.1
Total	1001	100.0

Terror Free Tomorrow: Iran, February 2008

D13j: Can you tell me the languages that you speak well enough to understand a radio newscast in that language?

Other

	Frequency	Percent
Yes	24	2.4
No	966	96.5
Refused	11	1.1
Don't Know	1	.1
Total	1001	100.0

Terror Free Tomorrow: Iran, February 2008